



4 de MAYO, 2019

PAQUETE

Para

CANDIDATOS

Tabla de Contenido

Memorándum a Candidatos de la Secretaria de la Ciudad a Candidatos

TAB 1 – CALENDARIO ELECTORAL

TAB 2 – PRIMEROS PASOS PARA CANDIDATOS EN LA CAMPAÑA PARA PUESTOS DE LA CIUDAD

TAB 3 – TESORERO DE CAMPAÑA

Nombramiento de Tesorero de Campaña por el Candidato Formulario CTA-Guía Instructivo

https://www.ethics.state.tx.us/forms/CTA_ins.pdf

Nombramiento de Tesorero de Campaña por el Candidato-Formulario CTA

<https://www.ethics.state.tx.us/forms/cta.pdf>

Enmienda: Nombramiento de Tesorero de Campaña por el Candidato Formulario ACTA-Guía Instructivo

https://www.ethics.state.tx.us/forms/ACTA_ins.pdf

Enmienda: Nombramiento de Tesorero de Campaña por el Candidato Formulario ACTA

<https://www.ethics.state.tx.us/forms/acta.pdf>

Código de Políticas de Campañas Justas Formulario CFCP

<http://www.ethics.state.tx.us/forms/cfcp.pdf>

TAB 4 – SOLICITUD PARA SER INSCRITO EN LA BOLETA

Solicitud para Ser Inscrito en la Boleta de la Elección General de la Ciudad de Bastrop

<http://www.sos.state.tx/elections/forms/pol-sub/2-21f.pdf>

TAB 5 – INFORMES DE CONTRIBUCIONES Y GASTOS

Informe de Finanzas de Campaña para Candidatos y Oficiales Electos-Formulario C/OH-Guía de Instrucciones

https://www.ethics.state.tx.us/forms/COH_ins.pdf

Informe de Finanzas de Campaña de Candidatos/Oficiales Electos-Formulario C/OH

<https://www.ethics.state.tx.us/forms/coh.pdf>

Constancia de Corrección al Formulario COR-C/OH de Candidatos/Oficiales Electos

https://www.ethics.state.tx.us/forms/2cor_coh.pdf

Guía de Financiamiento de Campañas para Candidatos y Oficiales Electos que Archivan sus Candidaturas con Autoridades Locales

https://www.ethics.state.tx.us/guides/coh_local_guide.pdf

TAB 6 – CONTRIBUCIONES NO UTILIZADAS

Informe de Candidatos/Oficiales Electos de Contribuciones No Utilizadas -Formulario C/OH-UC-
Guía Instructivo

https://www.ethics.state.tx.us/forms/COHuc_ins.pdf

Informe de Candidatos/Oficiales Electos de Contribuciones No Utilizadas-Formulario C/OH-UC

https://www.ethics.state.tx.us/forms/coh_uc.pdf

TAB 7 – MISCELANEO

Anuncios Políticos

<https://ethics.state.tx.us/guides/Gpolad.pdf>

Carteles de Campaña

<http://www.txdot.gov/business/resources/campaign-signs.html>

https://library.municode.com/tx/bastrop/codes/code_of_ordinances?nodeId=CH3BURE_ART3.2OSI_DIV1GE_S3.20.017STTESI

Recaudación de Fondos Políticos

<https://www.ethics.state.tx.us/guides/polfund-guide.pdf>

Gráfico de Nepotismo

A: Candidatos en la Elección de Concejales del 2019

DE: Ann Franklin, Secretaria de la Ciudad

FECHA: 9 de enero, 2019

TEMA: Información Tocante la Elección

Gracias por su interés en ser candidato en la Elección de Concejales de la Ciudad de Bastrop. En la Elección del 4 de Mayo se elegirán concejales para los Puestos 1 y 5.

Este Paquete para Candidatos se ha preparado para informar a los candidatos sobre regulaciones aplicables de la Ciudad, y además sobre los requisitos legales pertinentes a candidaturas para el Consejo de la Ciudad, a contribuciones de campaña, gastos, y responsabilidades. Aunque este paquete provee diversos temas informativos, no incluye completamente todos los requisitos para candidatos.

El Paquete para Candidatos contiene información importante para cualquier persona que desea postular su candidatura para el puesto de Concejal en el 2019. El Artículo III, Sección 3.03 de la Carta de la Ciudad especifica los siguientes requisitos de elegibilidad para quienes desean ser electos al Consejo y estos son:

- Deberán ser votantes registrados en el Estado de Texas cuando archiven su solicitud para ser inscritos en la boleta.
- Deberán ser residentes de la Ciudad de Bastrop
- Deberán haber vivido dentro de los límites corporativos de la Ciudad de Bastrop al menos por un año anterior a la fecha de la elección del 4 de mayo, 2019
- Deberán no haber sido convictos de ninguna ofensa criminal ni de ningún crimen de vileza moral y deberán no estar violando ninguna otra disposición de la carta.

La Tabla de Contenido proporciona referencias a las diferentes leyes estatales y los enlaces a los sitios del internet.

Copias de los formularios que los candidatos necesitan se han provisto en este paquete. Los formularios se descargaron del Web. La dirección Web de cada formulario incluido en este paquete está escrita en la Tabla de Contenido inmediatamente debajo del título del formulario. Es posible que este paquete contenga formularios que se hayan revisado. Use los formularios incluidos en el paquete o descargue copias del sitio web apropiado para asegurarse que tenga la versión más actualizada del formulario.

La dirección postal que apuntada en la “Solicitud para Ser Inscrito en la Boleta de la Elección General”, la que está en “Nombramiento de Tesorero de Campaña”, o la de “Enmienda al Nombramiento de Tesorero de Campaña” será la que usaremos para informar a candidatos sobre asuntos relacionados a su candidatura.

Por favor tome en cuenta que toda la información en los archivos de candidatos que se presenta a la Secretaria de la Ciudad relacionados con la candidatura son récord público y que se pueden proveer al público de acuerdo con la Ley de Información al Público.

Al personal en la Oficina de la Secretaria de la Ciudad no se le permite proveer consejos a candidatos ni a grupos que apoyan o que se oponen a candidatos ni a proposiciones, ni a miembros del público tocantes asuntos pertinentes a las elecciones ni de las leyes de finanzas de campañas. La Oficina de la Secretaria de la Ciudad deberá mantener neutralidad en el proceso electoral.

El deber de la Oficina de la Secretaria de la Ciudad se limita a aceptar y retener las diversas solicitudes, constancias, y declaraciones financieras de los candidatos. Personal apuntará en los formularios la fecha y hora cuando se hayan presentado. La Oficina de la Secretaria no juzgará ni comentará tocante la puntualidad ni la suficiencia de los informes que se presentan. El personal no deberá ayudar a completar los formularios ni interpretará las leyes electorales a los candidatos.

CALENDARIO ELECTORAL DE BASTROP
ELECCIÓN GENERAL DEL 4 DE MAYO, 2019

<u>FECHA</u>	<u>ACCIÓN</u>
17 de Diciembre	Último día para fijar aviso público de las fechas del periodo en que se registran candidaturas para la elección.
15 de Enero	Informe Financiero de Campaña (Informe -Semi-anual) de Candidato/Funcionario en el Puesto- Hora límite 5:00 p.m. (La fecha límite se extiende por ser día festivo)
16 de Enero	Primer día en que candidatos pueden archivar/registrar su solicitud para ser incluidos en la boleta de la Elección Regular. <i>(El candidato debe haber nombrado al tesorero de campaña antes de archivar su solicitud para ser incluido en la boleta.)</i>
12 de Febrero	Última reunión del Consejo de la Ciudad en que es permitido convocar la elección general <i>(el 15 de febrero, 2019 es el último día permitido para ordenar la elección).</i>
15 de Febrero	Último día en que candidatos pueden archivar/registrar su solicitud para ser inscritos en la boleta de la Elección Regular- Hora límite 5:00 p.m.
22* de Febrero	Último día en que candidatos podrán retirar su candidatura en la Elección Regular. <i>(*Candidatos podrán retirar su candidatura mientras sea antes de haberse preparado las boletas, aunque se haya pasado la fecha límite.)</i>
25 de Febrero	Se lleva a cabo el sorteo para determinar el orden de los nombres en la boleta a las 9:00 a.m. en el Edificio Municipal (<i>City Hall</i>), 1311 Chestnut Street.
27 de Febrero	Orientación de candidatos en el Edificio Municipal (<i>City Hall</i>), 1311 Chestnut Street, 9:30 a.m.
4 de Abril	Informe de 30 días anteriores a la Elección (Formulario C/OH)- Hora límite 5:00 p.m.
4 de Abril	Último día para someter solicitudes para inscribirse como votante a tiempo para poder votar en la elección o para solicitar transferencia de su registro como votante a tiempo para votar en su nuevo precinto si su antiguo precinto no está en el mismo condado y territorio.
22 de Abril	Primer día de votación adelantada en persona.
26 de Abril	Informe de 8 días anteriores a la Elección (Formulario C/OH)- Hora límite 5:00 p.m.

30 de Abril Último día de la votación adelantada regular en persona.

4 de Mayo **DÍA DE LA ELECCIÓN**

14 de Mayo Repaso de los resultados de la elección a las 6:30 p.m. en el Edificio Municipal/City Hall, 1311 Chestnut Street. *(Esta fecha podría cambiar ya que es determinada por las Boletas en Ausencia Federales de Candidatos Escritos y por las Boletas Enviadas por Correo. Estas boletas se deberán contar antes de reportarse el repaso de los resultados de la Elección. Si la fecha cambia será fijado el cambio en el sitio web de la Ciudad y en el tablero en donde se anuncian las reuniones del Consejo.)*

8 de JUNIO, 2019 ELECCIÓN SECUNDARIA

14 de Mayo **Orden de la Elección Secundaria** *(Este es el mismo día cuando se hace el Repaso de los Resultados de la Elección, si cambia el día del repaso también esta fecha cambia.)*

8 de Junio **ELECCIÓN SECUNDARIA**

28 de Mayo **Inicio de la Votación Adelantada en persona.** (El doceavo día es Memorial Day, 27 de mayo, 2019)

4 de Junio **Termina la Votación Adelantada en persona.**

18 de Junio **Repaso de Resultados de la elección.**

18 de Junio **Toma de Juramento**

First Steps for Candidates Running for a City Office

This quick-start guide for candidates seeking a city office is not intended to provide comprehensive information. For more details, including information on political advertising requirements, fundraising rules, and filing schedules, see the Texas Ethics Commission's (TEC) website at www.ethics.state.tx.us.

1. All candidates must file a Campaign Treasurer Appointment (Form CTA)

All candidates must file Form CTA even if you do not intend to raise or spend any money. Form CTA is required to be filed before you file an application for a place on the ballot, raise or spend any money for your campaign, or announce your candidacy. File Form CTA with the city clerk or city secretary, as applicable.

2. Opposed Candidates: Will you accept or spend more than \$500 for the election?

- **YES:**
 - You do not qualify to file on the modified reporting schedule.
 - You are **required** to file pre-election campaign finance reports using Form C/OH if you have an opponent on the ballot.
 - Pre-election reports are due 30 days and 8 days prior to each election. To be timely filed, pre-election reports must be received by the city clerk or city secretary no later than the due date.
- **NO:**
 - You can elect to file on the modified reporting schedule by completing the *Modified Reporting Declaration* on page two of Form CTA. File form CTA with the city clerk or city secretary.
 - If you elect to file on the modified reporting schedule, you do not have to file pre-election campaign finance reports due 30 days and 8 days prior to the election.
- **Exceed \$500:** If you elect to file on the modified reporting schedule but later exceed \$500 in either contributions or expenditures, what reports you will be required to file depends upon when you exceed \$500.
 - If you exceed \$500 prior to the 30th day before the election, you are **required** to file pre-election campaign finance reports due 30 days and 8 days prior to an election using Form C/OH. To be timely filed, pre-election reports must be received by the city clerk or city secretary no later than the due date.
 - If you exceed \$500 after the 30th day before the election, you are **required** to file an Exceeded \$500 Limit report using Form C/OH. To be timely filed, this report must be filed with the city clerk or city secretary within 48 hours of exceeding \$500.
 - If you exceed \$500 prior to the 8th day before the election, you are **required** to file a pre-election campaign finance report due 8 days prior to an election using Form C/OH. To be timely filed, the pre-election report must be received by the city clerk or city secretary no later than the due date.

3. Unopposed Candidates

If you do not have an opponent whose name will appear on the ballot in the election, you are an unopposed candidate and are not required to file pre-election campaign finance reports prior to that election.

4. All candidates must file semiannual campaign finance reports (Form C/OH)

All candidates are **required** to file semiannual reports using Form C/OH even if you have no campaign activity or were unsuccessful in the election. Semiannual reports are due on January 15th and July 15th and must be filed with the city clerk or city secretary. To end your filing obligations, you must cease campaign activity and file a Final report using Form C/OH and attaching Form C/OH-FR (Designation of Final Report). See the "Ending Your Campaign" FAQ at www.ethics.state.tx.us/whatsnew/EndingYourCampaign.pdf for more information.

- 5. All candidates can use the TEC's Filing Application to prepare campaign finance reports (Form C/OH)**
You can use the TEC's Filing Application at www.ethics.state.tx.us/File/ to prepare a PDF version of your campaign finance report (Form C/OH). Select "Local Authority" and follow the steps to set up an account and login to the application. Once you have completed your report, print out a copy, get it notarized, and file it with the city clerk or city secretary by the appropriate deadline.
- 6. Need More Information?**
TEC has published a campaign finance guide for local candidates and officeholders located at www.ethics.state.tx.us/guides/coh_local_guide.pdf. Also, you can visit our website at www.ethics.state.tx.us to find forms, instructions, common reporting errors (under "Hot Topics"), political advertising and fundraising guides, and other information you may find useful.

TEXAS ETHICS COMMISSION

APPOINTMENT OF A CAMPAIGN TREASURER BY A CANDIDATE

FORM CTA – INSTRUCTION GUIDE



Revised July 14, 2010

Texas Ethics Commission, P.O. Box 12070, Austin, Texas 78711
(512) 463-5800 FAX (512) 463-5777 TDD 1-800-735-2989

Visit us at <http://www.ethics.state.tx.us> on the Internet.

AN EQUAL OPPORTUNITY EMPLOYER

The Texas Ethics Commission does not discriminate on the basis of race, color, national origin, sex, religion, age or disability in employment or the provision of services.

FORM CTA–INSTRUCTION GUIDE

TABLE OF CONTENTS

GENERAL INSTRUCTIONS

Duties of a Candidate or Officeholder	1
Qualifications of Campaign Treasurer.....	1
Duties of a Campaign Treasurer	1
Requirement to File Before Beginning a Campaign.....	1
Where to File a Campaign Treasurer Appointment.....	2
Filing With a Different Authority	3
Forming A Political Committee.....	3
Changing a Campaign Treasurer	4
Amending a Campaign Treasurer Appointment	4
Reporting Requirement for Certain Officeholders	4
Terminating a Campaign Treasurer Appointment	4
Filing a Final Report	4
Electronic Filing	5
Guides	5

SPECIFIC INSTRUCTIONS

Page 1	5
Page 2.....	6

APPOINTMENT OF A CAMPAIGN TREASURER BY A CANDIDATE

GENERAL INSTRUCTIONS

These instructions are for the APPOINTMENT OF A CAMPAIGN TREASURER BY A CANDIDATE (Form CTA). Use Form CTA only for appointing your campaign treasurer. Use the AMENDMENT (Form ACTA) for changing information previously reported on Form CTA and for renewing your choice to report under the modified schedule. Note: Candidates for most judicial offices use Form JCTA to file a campaign treasurer appointment.

DUTIES OF A CANDIDATE OR OFFICEHOLDER. As a candidate or officeholder, you alone, not the campaign treasurer, are responsible for filing this form and all candidate/officeholder reports of contributions, expenditures, and loans. Failing to file a report on time or filing an incomplete report may subject you to criminal or civil penalties.

QUALIFICATIONS OF CAMPAIGN TREASURER. A person is ineligible for appointment as a campaign treasurer if the person is the campaign treasurer of a political committee that has outstanding filing obligations (including outstanding penalties). This prohibition does not apply if the committee in connection with which the ineligibility arose has not accepted more than \$5,000 in political contributions or made more than \$5,000 in political expenditures in any semiannual reporting period. A person who violates this prohibition is liable for a civil penalty not to exceed three times the amount of political contributions accepted or political expenditures made in violation of this provision. Note: A candidate may appoint himself or herself as his or her own campaign treasurer.

DUTIES OF A CAMPAIGN TREASURER. State law does not impose any obligations on a candidate's campaign treasurer.

REQUIREMENT TO FILE BEFORE BEGINNING A CAMPAIGN. If you plan to run for a public office in Texas (except for a federal office), you must file this form when you become a candidate even if you do not intend to accept campaign contributions or make campaign expenditures. A "candidate" is a person who knowingly and willingly takes affirmative action for the purpose of gaining nomination or election to public office or for the purpose of satisfying financial obligations incurred by the person in connection with the campaign for nomination or election. Examples of affirmative action include:

- (A) the filing of a campaign treasurer appointment, except that the filing does not constitute candidacy or an announcement of candidacy for purposes of the automatic resignation provisions of Article XVI, Section 65, or Article XI, Section 11, of the Texas Constitution;
- (B) the filing of an application for a place on the ballot;
- (C) the filing of an application for nomination by convention;

- (D) the filing of a declaration of intent to become an independent candidate or a declaration of write-in candidacy;
- (E) the making of a public announcement of a definite intent to run for public office in a particular election, regardless of whether the specific office is mentioned in the announcement;
- (F) before a public announcement of intent, the making of a statement of definite intent to run for public office and the soliciting of support by letter or other mode of communication;
- (G) the soliciting or accepting of a campaign contribution or the making of a campaign expenditure; and
- (H) the seeking of the nomination of an executive committee of a political party to fill a vacancy.

Additionally, the law provides that you must file this form before you may accept a campaign contribution or make or authorize a campaign expenditure, including an expenditure from your personal funds. A filing fee paid to a filing authority to qualify for a place on a ballot is a campaign expenditure that may not be made before filing a campaign treasurer appointment form with the proper filing authority.

If you are an officeholder, you may make officeholder expenditures and accept officeholder contributions without having a campaign treasurer appointment on file. If you do not have a campaign treasurer appointment on file and you wish to accept *campaign* contributions or make *campaign* expenditures in connection with your office or for a different office, you must file this form before doing so. In such a case, a sworn report of contributions, expenditures, and loans will be due no later than the 15th day after filing this form.

WHERE TO FILE A CAMPAIGN TREASURER APPOINTMENT. The appropriate filing authority depends on the office sought or held.

a. Texas Ethics Commission. The Texas Ethics Commission is the appropriate filing authority for the Secretary of State and for candidates for or holders of the following offices:

- Governor, Lieutenant Governor, Attorney General, Comptroller, Treasurer, Land Commissioner, Agriculture Commissioner, Railroad Commissioner.
- State Senator or State Representative.
- Supreme Court Justice, Court of Criminal Appeals Judge, and Court of Appeals Judge.*
- State Board of Education.
- A multi-county district judge* or multi-county district attorney.
- A single-county district judge.*

- An office of a political subdivision other than a county if the political subdivision includes areas in more than one county and if the governing body of the political subdivision has not been formed.
 - A chair of the state executive committee of a political party with a nominee on the ballot in the most recent gubernatorial election.
 - A county chair of a political party with a nominee on the ballot in the most recent gubernatorial election if the county has a population of 350,000 or more.
- * Judicial candidates use FORM JCTA to appoint a campaign treasurer.

b. County Clerk. The county clerk (or the county elections administrator or tax assessor, as applicable) is the appropriate local filing authority for a candidate for:

- A county office.
- A precinct office.
- A district office (except for multi-county district offices).
- An office of a political subdivision other than a county if the political subdivision is within the boundaries of a single county and if the governing body of the political subdivision has not been formed.

c. Local Filing Authority. If a candidate is seeking an office of a political subdivision other than a county, the appropriate filing authority is the *clerk or secretary of the governing body* of the political subdivision. If the political subdivision has no clerk or secretary, the appropriate filing authority is the governing body's presiding officer. Basically, any political subdivision that is authorized by the laws of this state to hold an election is considered a local filing authority. Examples are cities, school districts, and municipal utility districts.

FILING WITH A DIFFERENT AUTHORITY. If you have a campaign treasurer appointment on file with one authority, and you wish to accept campaign contributions or make or authorize campaign expenditures in connection with another office that would require filing with a different authority, you must file a new campaign treasurer appointment *and* a copy of your old campaign treasurer appointment (certified by the old authority) with the new filing authority before beginning your campaign. You should also provide written notice to the original filing authority that your future reports will be filed with another authority.

FORMING A POLITICAL COMMITTEE. As a candidate, you must file an APPOINTMENT OF A CAMPAIGN TREASURER BY A CANDIDATE (FORM CTA). You may also form a specific-purpose committee to support your candidacy. Remember that filing a campaign treasurer appointment for a political committee does not eliminate the requirement that a candidate file his or her own campaign treasurer appointment (FORM CTA) and the related reports.

NOTE: See the *Campaign Finance Guide for Political Committees* for further information about specific-purpose committees.

CHANGING A CAMPAIGN TREASURER. If you wish to change your campaign treasurer, simply file an amended campaign treasurer appointment (FORM ACTA). This will automatically terminate the outgoing campaign treasurer appointment.

AMENDING A CAMPAIGN TREASURER APPOINTMENT. If *any* of the information reported on the campaign treasurer appointment (FORM CTA) changes, file an AMENDMENT: APPOINTMENT OF A CAMPAIGN TREASURER BY A CANDIDATE (FORM ACTA) to report the change.

REPORTING REQUIREMENT FOR CERTAIN OFFICEHOLDERS. If you are an officeholder who appoints a campaign treasurer after a period of not having one, you must file a report of contributions, expenditures, and loans no later than the 15th day after your appointment is effective. This requirement is not applicable if you are a candidate or an officeholder who is merely changing campaign treasurers.

TERMINATING A CAMPAIGN TREASURER APPOINTMENT. You may terminate your campaign treasurer appointment at any time by:

- 1) filing a campaign treasurer appointment for a successor campaign treasurer, or
- 2) filing a final report.

Remember that you may not accept any campaign contributions or make or authorize any campaign expenditures without a campaign treasurer appointment on file. You may, however, accept officeholder contributions and make or authorize officeholder expenditures.

If your campaign treasurer quits, he or she must give written notice to both you and your filing authority. The termination will be effective on the date you receive the notice or on the date your filing authority receives the notice, whichever is later.

FILING A FINAL REPORT. For filing purposes, you are a “candidate” as long as you have an appointment of campaign treasurer on file. If you do not expect to accept any further campaign contributions or to make any further campaign expenditures, you may file a final report of contributions and expenditures. A final report terminates your appointment of campaign treasurer and relieves you of the obligation of filing further reports as a candidate. If you have surplus funds, or if you retain assets purchased with political funds, you will be required to file annual reports. (*See instructions for FORM C/OH - UC.*) If you are an officeholder at the time of filing a final report, you may be required to file semiannual reports of contributions, expenditures, and loans as an officeholder.

If you do not have an appointment of campaign treasurer on file, you may not accept *campaign* contributions or make *campaign* expenditures. A payment on a campaign debt is a campaign expenditure. An officeholder who does not have an appointment of campaign treasurer on file may accept *officeholder* contributions and make *officeholder* expenditures.

To file a final report, you must complete the CANDIDATE/OFFICEHOLDER CAMPAIGN FINANCE REPORT (FORM C/OH), check the “final” box on Page 1, Section 9, and complete and attach the DESIGNATION OF FINAL REPORT (FORM C/OH-FR).

ELECTRONIC FILING. All persons filing campaign finance reports with the Texas Ethics Commission are required to file those reports electronically unless the person is entitled to claim an exemption. Please check the Ethics Commission’s website at <http://www.ethics.state.tx.us> for information about exemptions from the electronic filing requirements.

GUIDES. All candidates should review the applicable Ethics Commission’s campaign finance guide. Guides are available on the Ethics Commission’s website at <http://www.ethics.state.tx.us>.

SPECIFIC INSTRUCTIONS

Each numbered item in these instructions corresponds to the same numbered item on the form.

PAGE 1

- 1. TOTAL PAGES FILED:** After you have completed the form, enter the total number of pages of this form and any additional pages. A “page” is one side of a two-sided form. If you are not using a two-sided form, a “page” is a single sheet.
- 2. CANDIDATE NAME:** Enter your full name, including nicknames and suffixes (e.g., Sr., Jr., III), if applicable. Enter your name in the same way on Page 2, Section 11, of this form.
- 3. CANDIDATE MAILING ADDRESS:** Enter your complete mailing address, including zip code. This information will allow your filing authority to correspond with you. If this information changes, please notify your filing authority immediately.
- 4. CANDIDATE PHONE:** Enter your phone number, including the area code and extension, if applicable.
- 5. OFFICE HELD:** If you are an officeholder, please enter the office you currently hold. Include the district, precinct, or other designation for the office, if applicable.
- 6. OFFICE SOUGHT:** If you are a candidate, please enter the office you seek, if known. Include the district, precinct, or other designation for the office, if applicable.
- 7. CAMPAIGN TREASURER NAME:** Enter the full name of your campaign treasurer, including nicknames and suffixes (e.g., Sr., Jr., III), if applicable.
- 8. CAMPAIGN TREASURER STREET ADDRESS:** Enter the complete street address of your campaign treasurer, including the zip code. You may enter either the treasurer’s business or residential street address. If you are your own treasurer, you may enter either your business or residential street address. Please do not enter a P.O. Box.

- 9. CAMPAIGN TREASURER PHONE:** Enter the phone number of your campaign treasurer, including the area code and extension, if applicable.
- 10. CANDIDATE SIGNATURE:** Enter your signature after reading the summary. Your signature here indicates that you have read the following summary of the nepotism law; that you are aware of your responsibility to file timely reports; and that you are aware of the restrictions on contributions from corporations and labor organizations.
- The Texas nepotism law (Government Code, chapter 573) imposes certain restrictions on both officeholders and candidates. You should consult the statute in regard to the restrictions applicable to officeholders.
 - A candidate may not take an affirmative action to influence an employee of the office to which the candidate seeks election in regard to the appointment, confirmation, employment or employment conditions of an individual who is related to the candidate within a prohibited degree.
 - A candidate for a multi-member governmental body may not take an affirmative action to influence an officer or employee of the governmental body to which the candidate seeks election in regard to the appointment, confirmation, or employment of an individual related to the candidate in a prohibited degree.
 - Two people are related within a prohibited degree if they are related within the third degree by consanguinity (blood) or the second degree by affinity (marriage). The degree of consanguinity is determined by the number of generations that separate them. If neither is descended from the other, the degree of consanguinity is determined by adding the number of generations that each is separated from a common ancestor. Examples: (1) first degree - parent to child; (2) second degree - grandparent to grandchild; or brother to sister; (3) third degree - great-grandparent to great-grandchild; or aunt to niece who is child of individual's brother or sister. A husband and wife are related in the first degree by affinity. A wife has the same degree of relationship by affinity to her husband's relatives as her husband has by consanguinity. For example, a wife is related to her husband's grandmother in the second degree by affinity.

PAGE 2

- 11. CANDIDATE NAME:** Enter your name as you did on Page 1.
- 12. MODIFIED REPORTING DECLARATION:** Sign this option if you wish to report under the modified reporting schedule.

The modified reporting option is not available for candidates for the office of state chair of a political party.

To the left of your signature, enter the year of the election or election cycle to which your selection of modified reporting applies.

Your selection of modified reporting is valid for an entire election cycle. For example, if you choose modified reporting before a primary election, your selection remains in effect for any runoff and for the general election and any related runoff. You must make this selection at least 30 days before the first election to which your selection applies.

An opposed candidate in an election is eligible to report under the modified reporting schedule if he or she does not intend to accept more than \$500 in political contributions or make more than \$500 in political expenditures in connection with an election. The amount of a filing fee paid to qualify for a place on the ballot does not count against the \$500 expenditure limit. An opposed candidate who reports under the modified schedule is not required to file pre-election reports (due 30 days and 8 days before an election) or runoff reports (due 8 days before a runoff). (Note: An *unopposed* candidate is not required to file pre-election reports in the first place.) The obligations to file semiannual reports, special pre-election reports (formerly known as telegram reports), or special session reports, if applicable, are not affected by selecting the modified schedule.

The \$500 maximums apply to each election within the cycle. In other words, you are limited to \$500 in contributions and expenditures in connection with the primary, an additional \$500 in contributions and expenditures in connection with the general election, and an additional \$500 in contributions and expenditures in connection with a runoff.

EXCEEDING \$500 IN CONTRIBUTIONS OR EXPENDITURES. If you exceed \$500 in contributions or expenditures in connection with an election, you must file according to the regular filing schedule. In other words, you must file pre-election reports and a runoff report, if you are in a runoff.

If you exceed either of the \$500 limits *after the 30th day before the election*, you must file a sworn report of contributions and expenditures within 48 hours after exceeding the limit. After that, you must file any pre-election reports or runoff reports that are due under the regular filing schedule.

Your selection is not valid for other elections or election cycles. Use the amendment form (ACTA) to renew your option to file under the modified schedule for a different election year or election cycle.

For more information, see the Ethics Commission’s campaign finance guide that applies to you.

APPOINTMENT OF A CAMPAIGN TREASURER BY A CANDIDATE

FORM CTA
PG 1

See CTA Instruction Guide for detailed instructions.						1 Total pages filed:	
2 CANDIDATE NAME	MS / MRS / MR	FIRST	MI	OFFICE USE ONLY			
	NICKNAME	LAST	SUFFIX				
	Filer ID #						
3 CANDIDATE MAILING ADDRESS	ADDRESS / PO BOX;		APT / SUITE #;	CITY;	STATE;	ZIP CODE	
	Date Received						
4 CANDIDATE PHONE	AREA CODE	PHONE NUMBER	EXTENSION		Receipt #	Amount \$	
	()		Date Processed				
5 OFFICE HELD (if any)	Date Imaged						
6 OFFICE SOUGHT (if known)							
7 CAMPAIGN TREASURER NAME	MS/MRS/MR	FIRST	MI	NICKNAME	LAST	SUFFIX	
8 CAMPAIGN TREASURER STREET ADDRESS <small>(residence or business)</small>	STREET ADDRESS (NO PO BOX PLEASE);		APT / SUITE #;	CITY;	STATE;	ZIP CODE	
9 CAMPAIGN TREASURER PHONE	AREA CODE	PHONE NUMBER	EXTENSION		()		
10 CANDIDATE SIGNATURE	I am aware of the Nepotism Law, Chapter 573 of the Texas Government Code.						
	I am aware of my responsibility to file timely reports as required by title 15 of the Election Code.						
	I am aware of the restrictions in title 15 of the Election Code on contributions from corporations and labor organizations.						
	_____				_____		
Signature of Candidate				Date Signed			

GO TO PAGE 2

CANDIDATE MODIFIED REPORTING DECLARATION

FORM CTA
PG 2

11 CANDIDATE
NAME

12 MODIFIED
REPORTING
DECLARATION

COMPLETE THIS SECTION ONLY IF YOU ARE CHOOSING MODIFIED REPORTING

•• This declaration must be filed no later than the 30th day before the first election to which the declaration applies. ••

•• The modified reporting option is valid for one election cycle only. ••
(An election cycle includes a primary election, a general election, and any related runoffs.)

•• Candidates for the office of state chair of a political party may NOT choose modified reporting. ••

I do not intend to accept more than \$500 in political contributions or make more than \$500 in political expenditures (excluding filing fees) in connection with any future election within the election cycle. I understand that if either one of those limits is exceeded, I will be required to file pre-election reports and, if necessary, a runoff report.

Year of election(s) or election cycle to
which declaration applies

Signature of Candidate

This appointment is effective on the date it is filed with the appropriate filing authority.

TEC Filers may send this form to the TEC electronically at treasappoint@ethics.state.tx.us or

Fax this form to (512) 463-8808 or mail to

Texas Ethics Commission

P.O. Box 12070

Austin, TX 78711-2070

**Non-TEC Filers must file this form with the local filing authority
DO NOT SEND TO TEC**

For more information about where to file go to:

<https://www.ethics.state.tx.us/whatsnew/NewFilersGettingStarted.html>

TEXAS ETHICS COMMISSION

AMENDMENT: APPOINTMENT OF A CAMPAIGN TREASURER BY A CANDIDATE

FORM ACTA—INSTRUCTION GUIDE



Revised July 14, 2010

Texas Ethics Commission, P.O. Box 12070, Austin, Texas 78711
(512) 463-5800 FAX (512) 463-5777 TDD 1-800-735-2989

Visit us at <http://www.ethics.state.tx.us> on the Internet.

AN EQUAL OPPORTUNITY EMPLOYER

The Texas Ethics Commission does not discriminate on the basis of race, color, national origin, sex, religion, age or disability in employment or the provision of services.

FORM ACTA–AMENDMENT: APPOINTMENT OF A CAMPAIGN TREASURER BY A CANDIDATE

GENERAL INSTRUCTIONS

These instructions are for the AMENDMENT: APPOINTMENT OF A CAMPAIGN TREASURER BY A CANDIDATE (Form ACTA). Use this form for changing information previously reported on Form CTA and for renewing your choice to report under the modified schedule. The information you enter on this form will replace the information from your previous APPOINTMENT OF A CAMPAIGN TREASURER BY A CANDIDATE (Form (CTA).

If any of the information required to be reported on your CAMPAIGN TREASURER APPOINTMENT changes, you should file an amendment. Use the AMENDMENT form (Form ACTA) to report the changes. Do not use the APPOINTMENT form (Form CTA).

You must also use the AMENDMENT form to renew your option to file under the modified schedule.

Except for your name at the top of the form (and your account number, if you file with the Ethics Commission), enter only the information that is *different* from what is on your current campaign treasurer appointment. Do not repeat information that has not changed. The “NEW” boxes emphasize that the information entered on this form should only be information that is different from what was previously reported. Any information entered in a space with a “NEW” box will replace the existing information.

SPECIFIC INSTRUCTIONS

Each numbered item in these instructions corresponds to the same numbered item on the form.

PAGE 1

- 1. CANDIDATE NAME:** Enter your name as it is on your current campaign treasurer appointment. Enter your name in the same way on Page 2, Section 13, of this form. If you are reporting a name change, enter your new name under Section 4.
- 2. ACCOUNT #:** If you are filing with the Ethics Commission, you were assigned a filer account number when you filed your initial campaign treasurer appointment. You should have received a letter acknowledging receipt of the form and informing you of your account number. Enter this number wherever you see “ACCOUNT #.” If you do not file with the Ethics Commission, you are not required to enter an account number.
- 3. TOTAL PAGES FILED:** After you have completed the form, enter the total number of pages of this form and any additional pages. A “page” is one side of a two-sided form. If you are not using a two-sided form, a “page” is a single sheet.

4. **CANDIDATE NAME:** Complete this section only if your name has *changed*. If your name has changed, enter your complete new name, including nicknames and suffixes (e.g., Sr., Jr., III) if applicable.
5. **CANDIDATE MAILING ADDRESS:** Complete this section only if your mailing address has *changed*. If your mailing address has changed, enter your complete new address, including zip code. This information will allow your filing authority to correspond with you.
6. **CANDIDATE PHONE:** Complete this section only if your phone number has *changed*. If your phone number has changed, enter your new phone number, including the area code and extension, if applicable.
7. **OFFICE HELD:** If you are an officeholder, complete this section only if your office has *changed*. If your office has changed, please enter the new office held. Include the district, precinct, or other designation for the office, if applicable.
8. **OFFICE SOUGHT:** If you are a candidate, complete this section only if the office you seek has *changed*. If the office has changed, please enter the office you now seek, if known. Include the district, precinct, or other designation for the office, if applicable.

Note: Changing the office you are seeking may require you to file your reports with a different filing authority. See the Campaign Finance Guide for further information on filing with a different authority.

9. **CAMPAIGN TREASURER NAME:** Complete this section only if your campaign treasurer has *changed*. If your campaign treasurer has changed, enter the full name of your new campaign treasurer, including nicknames and suffixes (e.g., Sr., Jr., III), if applicable.

Qualifications of Campaign Treasurer. A person is ineligible for appointment as a campaign treasurer if the person is the campaign treasurer of a political committee that has outstanding filing obligations (including outstanding penalties). This prohibition does not apply if the committee in connection with which the ineligibility arose has not accepted more than \$5,000 in political contributions or made more than \$5,000 in political expenditures in any semiannual reporting period. A person who violates this prohibition is liable for a civil penalty not to exceed three times the amount of political contributions accepted or political expenditures made in violation of this provision.

10. **CAMPAIGN TREASURER STREET ADDRESS:** Complete this section only if your campaign treasurer's street address has *changed*. If your campaign treasurer's street address has changed, enter the complete new address of your campaign treasurer, including the zip code. You may enter either the treasurer's new business or residential street address. If you are your own treasurer, you may enter either your business or residential street address. Please do not enter a P.O. Box.

11. CAMPAIGN TREASURER PHONE: Complete this section only if your campaign treasurer’s phone number has *changed*. If your campaign treasurer’s phone number has changed, enter the new phone number of your campaign treasurer, including the area code and extension, if applicable.

12. CANDIDATE SIGNATURE: Enter your signature after reading the summary. Your signature here indicates that you have read the following summary of the nepotism law; that you are aware of your responsibility to file timely reports; and that you are aware of the restrictions on contributions from corporations and labor organizations.

- The Texas nepotism law (Government Code, chapter 573) imposes certain restrictions on both officeholders and candidates. You should consult the statute in regard to the restrictions applicable to officeholders.
- A candidate may not take an affirmative action to influence an employee of the office to which the candidate seeks election in regard to the appointment, confirmation, employment or employment conditions of an individual who is related to the candidate within a prohibited degree.
- A candidate for a multi-member governmental body may not take an affirmative action to influence an officer or employee of the governmental body to which the candidate seeks election in regard to the appointment, confirmation, or employment of an individual related to the candidate in a prohibited degree.
- Two people are related within a prohibited degree if they are related within the third degree by consanguinity (blood) or the second degree by affinity (marriage). The *degree of consanguinity* is determined by the number of generations that separate them. If neither is descended from the other, the degree of consanguinity is determined by adding the number of generations that each is separated from a common ancestor. **Examples:** (1) first degree - parent to child; (2) second degree - grandparent to grandchild; or brother to sister; (3) third degree - great-grandparent to great-grandchild; or aunt to niece who is child of individual’s brother or sister. A husband and wife are related in the first degree by affinity. A wife has the same degree of relationship by affinity to her husband’s relatives as her husband has by consanguinity. For example, a wife is related to her husband’s grandmother in the second degree by affinity.

Note: The changes you have made on this form will replace the information on your previous APPOINTMENT form (Form CTA).

PAGE 2

13. CANDIDATE NAME: Enter your name as you did on Page 1, Section 1.

14. MODIFIED REPORTING DECLARATION: Sign this option if you wish to report under the modified reporting schedule.

The modified reporting option is not available for candidates for the office of state chair of a political party.

To the left of your signature, enter the year of the election or election cycle to which your selection of modified reporting applies.

Your selection of modified reporting is valid for an entire election cycle. For example, if you choose modified reporting before a primary election, your selection remains in effect for any runoff and for the general election and any related runoff. You must make this selection at least 30 days before the first election to which your selection applies.

An opposed candidate in an election is eligible to report under the modified reporting schedule if he or she does not intend to accept more than \$500 in political contributions or make more than \$500 in political expenditures in connection with an election. The amount of a filing fee paid to qualify for a place on the ballot does not count against the \$500 expenditure limit. An opposed candidate who reports under the modified schedule is not required to file pre-election reports (due 30 days and 8 days before an election) or runoff reports (due 8 days before a runoff). (Note: An *unopposed* candidate is not required to file pre-election reports in the first place.) The obligations to file semi-annual reports, special pre-election reports (formerly known as telegram reports), or special session reports, if applicable, are not affected by selecting the modified schedule.

The \$500 maximums apply to each election within the cycle. In other words, you are limited to \$500 in contributions and expenditures in connection with the primary, an additional \$500 in contributions and expenditures in connection with the general election, and an additional \$500 in contributions and expenditures in connection with a runoff.

Exceeding \$500 in contributions or expenditures. If you exceed \$500 in contributions or expenditures in connection with an election, you must file according to the regular schedule. In other words, you must file pre-election reports and a runoff report, if you are in a runoff.

If you exceed either of the \$500 limits *after the 30th day before the election*, you must file a sworn report of contributions and expenditures within 48 hours after exceeding the limit. After that, you must file any pre-election reports or runoff reports that are due under the regular filing schedule.

Your selection is not valid for other elections or election cycles. Use another amendment form (ACTA) to renew your option to file under the modified schedule.

For more information, see the Ethics Commission's campaign finance guide that applies to you.

AMENDMENT: APPOINTMENT OF A CAMPAIGN TREASURER BY A CANDIDATE

FORM ACTA
PG 1

1 CANDIDATE
NAME

2 FILER ID#

3 Total pages filed:

See ACTA Instruction Guide for detailed instructions.

Use this form for changes to existing information only. Do not provide information previously disclosed.

4 CANDIDATE
NAME

NEW

MS / MRS / MR

FIRST

MI

NICKNAME

LAST

SUFFIX

OFFICE USE ONLY

Date Received

5 CANDIDATE
MAILING
ADDRESS

NEW

ADDRESS / PO BOX;

APT / SUITE #;

CITY;

STATE;

ZIP CODE

Date Hand-delivered or Postmarked

Receipt #

Amount \$

Date Processed

6 CANDIDATE
PHONE

NEW

AREA CODE

PHONE NUMBER

EXTENSION

()

Date Imaged

7 OFFICE HELD
(if any)

NEW

8 OFFICE
SOUGHT
(if known)

NEW

9 CAMPAIGN
TREASURER
NAME

NEW

MS / MRS / MR

FIRST

MI

NICKNAME

LAST

SUFFIX

10 CAMPAIGN
TREASURER
STREET
ADDRESS
(residence or business)

NEW

STREET ADDRESS (NO PO BOX PLEASE);

APT / SUITE #;

CITY;

STATE;

ZIP CODE

11 CAMPAIGN
TREASURER
PHONE

NEW

AREA CODE

PHONE NUMBER

EXTENSION

()

12 CANDIDATE
SIGNATURE

I am aware of the Nepotism Law, Chapter 573 of the Texas Government Code.

I am aware of my responsibility to file timely reports as required by title 15 of the Election Code.

I am aware of the restrictions in title 15 of the Election Code on contributions from corporations and labor organizations.

Signature of Candidate

Date Signed

GO TO PAGE 2

AMENDMENT:
CANDIDATE MODIFIED REPORTING DECLARATION

FORM ACTA
PG 2

13 CANDIDATE
NAME

14 MODIFIED
REPORTING
DECLARATION

NEW

**COMPLETE THIS SECTION ONLY IF YOU ARE
CHOOSING MODIFIED REPORTING**

**•• This declaration must be filed no later than the 30th day before
the first election to which the declaration applies. ••**

•• The modified reporting option is valid for one election cycle only. ••
(An election cycle includes a primary election, a general election, and any related runoffs.)

**•• Candidates for the office of state chair of a political party
may NOT choose modified reporting. ••**

I do not intend to accept more than \$500 in political contributions
or make more than \$500 in political expenditures (excluding filing
fees) in connection with any future election within the election cycle.
I understand that if either one of those limits is exceeded, I will be
required to file pre-election reports and, if necessary, a runoff
report.

Year of election(s) or election cycle to
which declaration applies

Signature of Candidate

This appointment is effective on the date it is filed with the appropriate filing authority.

TEC Filers may send this form to the TEC electronically at treasappoint@ethics.state.tx.us or
Fax this form to (512) 463-8808 or mail to
Texas Ethics Commission
P.O. Box 12070
Austin, TX 78711-2070

**Non-TEC Filers must file this form with the local filing authority
DO NOT SEND TO TEC**

For more information about where to file go to:
<https://www.ethics.state.tx.us/whatsnew/NewFilersGettingStarted.html>

CODE OF FAIR CAMPAIGN PRACTICES

FORM CFCP COVER SHEET

Pursuant to chapter 258 of the Election Code, every candidate and political committee is encouraged to subscribe to the Code of Fair Campaign Practices. The Code may be filed with the proper filing authority upon submission of a campaign treasurer appointment form. Candidates or political committees that already have a current campaign treasurer appointment on file as of September 1, 1997, may subscribe to the code at any time.

Subscription to the Code of Fair Campaign Practices is voluntary.

OFFICE USE ONLY
Date Received
Date Hand-delivered or Postmarked
Date Processed
Date Imaged

1 ACCOUNT NUMBER (Ethics Commission Filers)	2 TYPE OF FILER CANDIDATE <input type="checkbox"/> POLITICAL COMMITTEE <input type="checkbox"/> <i>If filing as a candidate, complete boxes 3 - 6, then read and sign page 2.</i> <i>If filing for a political committee, complete boxes 7 and 8, then read and sign page 2.</i>		
3 NAME OF CANDIDATE (PLEASE TYPE OR PRINT)	TITLE (Dr., Mr., Ms., etc.) NICKNAME	FIRST LAST	MI SUFFIX (SR., JR., III, etc.)
4 TELEPHONE NUMBER OF CANDIDATE (PLEASE TYPE OR PRINT)	AREA CODE ()	PHONE NUMBER	EXTENSION
5 ADDRESS OF CANDIDATE (PLEASE TYPE OR PRINT)	STREET / PO BOX;	APT / SUITE #;	CITY; STATE; ZIP CODE
6 OFFICE SOUGHT BY CANDIDATE (PLEASE TYPE OR PRINT)			
7 NAME OF COMMITTEE (PLEASE TYPE OR PRINT)			
8 NAME OF CAMPAIGN TREASURER (PLEASE TYPE OR PRINT)	TITLE (Dr., Mr., Ms., etc.) NICKNAME	FIRST LAST	MI SUFFIX (SR., JR., III, etc.)

GO TO PAGE 2

CODE OF FAIR CAMPAIGN PRACTICES

There are basic principles of decency, honesty, and fair play that every candidate and political committee in this state has a moral obligation to observe and uphold, in order that, after vigorously contested but fairly conducted campaigns, our citizens may exercise their constitutional rights to a free and untrammelled choice and the will of the people may be fully and clearly expressed on the issues.

THEREFORE:

- (1) I will conduct the campaign openly and publicly and limit attacks on my opponent to legitimate challenges to my opponent's record and stated positions on issues.
- (2) I will not use or permit the use of character defamation, whispering campaigns, libel, slander, or scurrilous attacks on any candidate or the candidate's personal or family life.
- (3) I will not use or permit any appeal to negative prejudice based on race, sex, religion, or national origin.
- (4) I will not use campaign material of any sort that misrepresents, distorts, or otherwise falsifies the facts, nor will I use malicious or unfounded accusations that aim at creating or exploiting doubts, without justification, as to the personal integrity or patriotism of my opponent.
- (5) I will not undertake or condone any dishonest or unethical practice that tends to corrupt or undermine our system of free elections or that hampers or prevents the full and free expression of the will of the voters, including any activity aimed at intimidating voters or discouraging them from voting.
- (6) I will defend and uphold the right of every qualified voter to full and equal participation in the electoral process, and will not engage in any activity aimed at intimidating voters or discouraging them from voting.
- (7) I will immediately and publicly repudiate methods and tactics that may come from others that I have pledged not to use or condone. I shall take firm action against any subordinate who violates any provision of this code or the laws governing elections.

I, the undersigned, candidate for election to public office in the State of Texas or campaign treasurer of a political committee, hereby voluntarily endorse, subscribe to, and solemnly pledge myself to conduct the campaign in accordance with the above principles and practices.

Signature

Date

ALL INFORMATION IS REQUIRED TO BE PROVIDED UNLESS INDICATED OPTIONAL

APPLICATION FOR A PLACE ON THE _____ GENERAL ELECTION BALLOT					
TO: City Secretary/Secretary of Board					
I request that my name be placed on the above-named official ballot as a candidate for the office indicated below.					
OFFICE SOUGHT (Include any place number or other distinguishing number, if any.)				INDICATE TERM <input type="checkbox"/> FULL <input type="checkbox"/> UNEXPIRED	
FULL NAME (First, Middle, Last)			PRINT NAME AS YOU WANT IT TO APPEAR ON THE BALLOT ¹		
PERMANENT RESIDENCE ADDRESS (Do not include a P.O. Box or Rural Route. If you do not have a residence address, describe the address at which you receive personal mail and location of residence.)			PUBLIC MAILING ADDRESS (Campaign mailing address, if available.)		
CITY	STATE	ZIP	CITY	STATE	ZIP
PUBLIC EMAIL ADDRESS (If available)		OCCUPATION (Do not leave blank)		DATE OF BIRTH / /	VOTER REGISTRATION VOID NUMBER (Optional) ²
TELEPHONE CONTACT INFORMATION (Optional) Home: Work: Cell:		LENGTH OF CONTINUOUS RESIDENCE AS OF DATE APPLICATION SWORN			
		IN STATE _____ year (s) _____ month(s)		IN TERRITORY FROM WHICH THE OFFICE SOUGHT IS ELECTED ³ _____ year (s) _____ month(s)	
If using a nickname as part of your name to appear on the ballot, you are also signing and swearing to the following statements: I further swear that my nickname does not constitute a slogan nor does it indicate a political, economic, social, or religious view or affiliation. I have been commonly known by this nickname for at least three years prior to this election.					
Before me, the undersigned authority, on this day personally appeared (name) _____, who being by me here and now duly sworn, upon oath says: "I, (name) _____, of _____ County, Texas, being a candidate for the office of _____, swear that I will support and defend the Constitution and laws of the United States and of the State of Texas. I am a citizen of the United States eligible to hold such office under the constitution and laws of this state. I have not been finally convicted of a felony for which I have not been pardoned or had my full rights of citizenship restored by other official action. I have not been determined by a final judgment of a court exercising probate jurisdiction to be totally mentally incapacitated or partially mentally incapacitated without the right to vote. I am aware of the nepotism law, Chapter 573, Government Code. I further swear that the foregoing statements included in my application are in all things true and correct."					
X _____ SIGNATURE OF CANDIDATE					
Sworn to and subscribed before me at _____, this the _____ day of _____, _____.					
SEAL					
Signature of Officer Administering Oath ⁴			Title of Officer Administering Oath		
TO BE COMPLETED BY CITY SECRETARY OR SECRETARY OF BOARD:					
(See Section 1.007)		Date Received _____		Signature of Secretary _____	
Voter Registration Status Verified <input type="checkbox"/>					

INSTRUCTIONS

An application to have the name of a candidate placed on the ballot for any general election may not be filed earlier than 30 days before the deadline prescribed by this code for filing the application. An application filed before that day is void. All fields **must** be completed unless specifically marked optional.

The general election filing deadline is 5:00 p.m. 78 days prior to election day for any uniform election date.

If you have questions about the application, please contact the Secretary of State's Elections Division at 800-252-8683.

NEPOTISM LAW

The candidate must sign this statement indicating his awareness of the nepotism law. The nepotism prohibitions of chapter 573, Government Code, are summarized below:

No officer may appoint, or vote for or confirm the appointment or employment of any person related within the second degree by affinity (marriage) or the third degree by consanguinity (blood) to himself, or to any other member of the governing body or court on which he serves when the compensation of that person is to be paid out of public funds or fees of office. However, nothing in the law prevents the appointment, voting for, or confirmation of anyone who has been continuously employed in the office or employment for the following period prior to the election or appointment of the officer or member related to the employee in the prohibited degree: six months, if the officer or member is elected at the general election for state and county officers.

No candidate may take action to influence an employee of the office to which the candidate is seeking election or an employee or officer of the governmental body to which the candidate is seeking election regarding the appointment or employment of a person related to the candidate in a prohibited degree as noted above. This prohibition does not apply to a candidate's actions with respect to a bona fide class or category of employees or prospective employees.

Examples of relatives within the third degree of consanguinity are as follows:

- (1) First degree: parent, child;
- (2) Second degree: brother, sister, grandparent, grandchild;
- (3) Third degree: great-grandparent, great-grandchild, uncle, aunt, nephew, niece.

These include relatives by blood, half-blood, and legal adoption. Examples of relatives within the second degree of affinity are as follows:

- (1) First degree: spouse, spouse's parent, son-in-law, daughter-in-law;
- (2) Second degree: brother's spouse, sister's spouse, spouse's brother, spouse's sister, spouse's grandparent.

Persons related by affinity (marriage) include spouses of relatives by consanguinity, and, if married, the spouse and the spouse's relatives by consanguinity. These examples are not all inclusive.

FOOTNOTES

¹For rules concerning the form of a candidate's name or nickname on the ballot, see Subchapter B, Chapter 52 of the Texas Election Code.

²Inclusion of a candidate's VUID is optional. However, many candidates are required to be registered voters in the territory from which the office is elected at the time of the filing deadline. Please visit the Elections Division of the Secretary of State's website for additional information. <http://www.sos.state.tx.us/elections/laws/hb484-faq.shtml>

³This refers to the length of residence inside the district or territory from which the office is elected. For example, length of residence in a school district, for a school trustee office elected at large. This field **MUST BE COMPLETED**.

⁴All oaths, affidavits, or affirmations made within this State may be administered and a certificate of the fact given by a judge, clerk, or commissioner of any court of record, a notary public, a justice of the peace, city secretary (for a city office), and the Secretary of State of Texas.

DEBE PROPORCIONARSE LA INFORMACIÓN REQUERIDA A MENOS QUE SE INDIQUE QUE ES OPCIONAL

SOLICITUD PARA FIGURAR EN LA BOLETA DE _____ ELECCIÓN GENERAL					
A: Secretario(a) de la Ciudad/ Secretario del Consejo					
Solicito que mi nombre figure en la boleta oficial indicada más arriba como candidato/a al cargo a continuación.					
PUESTO OFICIAL SOLICITADO (Incluya cualquier número de cargo u otro número distintivo, si el cargo lo tiene.)				INDIQUE TÉRMINO <input type="checkbox"/> TÉRMINO COMPLETO <input type="checkbox"/> TÉRMINO INCOMPLETO	
NOMBRE COMPLETO (Primer nombre, segundo nombre, apellido)			ESCRIBA SU NOMBRE COMO DESEA QUE FIGURE EN LA BOLETA¹		
DIRECCIÓN RESIDENCIAL PERMANENTE (No incluya una casilla postal o una ruta rural. Si usted no tiene una dirección residencial, describa el lugar en que recibe correspondencia personal y la ubicación de su residencia.)			DIRECCIÓN POSTAL PÚBLICA (Dirección en la que recibirá correspondencia relacionada a su campaña, si es disponible.)		
CIUDAD	ESTADO	CÓDIGO POSTAL	CIUDAD	ESTADO	CÓDIGO POSTAL
CORREO ELECTRÓNICO PÚBLICO (Si está disponible.)	EMPLEO (No deje este espacio en blanco.)		FECHA DE NACIMIENTO / /	VID – NÚMERO UNICO DE IDENTIFICACION DE VOTANTE (Opcional) ²	
INFORMACIÓN DE CONTACTO (Opcional) Tel. residencial: Tel. laboral: Tel. celular:		DURACIÓN DE RESIDENCIA CONTINUA AL MOMENTO DE JURAMENTAR ESTA SOLICITUD			
		EN EL ESTADO ____ año(s) ____ mes(es)		EN EL TERRITORIO POR EL CUAL SERIA ELECTO/A³ ____ año(s) ____ mes(es)	
En caso de usar un apodo como parte de su nombre en la boleta, usted también firma y jura lo siguiente: Asimismo, juro que mi apodo no constituye un lema político ni tampoco es una indicación de mis creencias o afiliaciones políticas, económicas, sociales o religiosas. Se me ha conocido por este apodo durante al menos tres años antes de esta elección.					
Ante mí, la autoridad suscrita, compareció (nombre) _____, quien frente a mí y bajo juramento debido, declara: "Yo, (nombre) _____, del condado de _____, Texas, siendo candidato para el cargo oficial de _____, juro solemnemente que apoyaré y defenderé la Constitución y las leyes de los Estados Unidos y del Estado de Texas. Soy ciudadano de los Estados Unidos elegible para ocupar tal cargo oficial bajo la Constitución y las leyes de este Estado. No se me ha condenado por un delito mayor por el cual no haya sido absuelto o por el cual no se me hayan restituido enteramente mis derechos de ciudadanía por medio de otra acción oficial. No existe un fallo final de un tribunal testamentario que me declare total o parcialmente incapacitado mentalmente sin derecho a votar. Yo tengo conocimiento de la ley sobre el nepotismo según el Capítulo 573 del Código de Gobierno. Además, juro que las declaraciones anteriores que incluyo en mi solicitud son verdaderas y correctas".					
X			_____		
			FIRMA DEL CANDIDATO		
Jurado y suscrito ante mí en _____, este día ____ de _____, _____.					
			SELLO		
Firma del oficial que administra el juramento ⁴		Título del oficial que administra el juramento			
TO BE COMPLETED BY CITY SECRETARY OR SECRETARY OF BOARD:					
(See Section 1.007)					
		_____		_____	
		Date Received		Signature of Secretary	
Voter Registration Status Verified <input type="checkbox"/>					

INSTRUCCIONES

La solicitud para que el nombre de un candidato figure en la boleta para cualquier elección general no deberá registrarse antes de los treinta (30) días previos a la fecha límite para registrar la solicitud, según lo prescribe este código. Cualquier solicitud registrada antes de esa fecha se declarará inválida. Todos los campos **deben ser completados** a menos que se indique específicamente marcados como opcional.

El último día para registrarse es a las 5 de la tarde setenta y ocho (78) días antes del día de la elección en el caso de elecciones uniformes.

Si tiene alguna pregunta sobre la solicitud, por favor póngase en contacto con la división de elecciones del Secretario de Estado al 800-252-8683.

LEY SOBRE EL NEPOTISMO

El candidato deberá firmar esta declaración para indicar que tiene conocimiento sobre la ley sobre el nepotismo. A continuación figuran las prohibiciones del nepotismo según el capítulo 573 de Código Gobierno:

Ningún funcionario podrá nombrar, votar por o confirmar el nombramiento o empleo de ninguno de sus parientes en segundo grado por afinidad (matrimonio) o en tercer grado por consanguinidad (sangre), o de los parientes de cualquier otro integrante del cuerpo directivo o tribunal en que el funcionario celebre sesión cuando la compensación para esa persona se pague con fondos públicos u honorarios de su puesto oficial. Sin embargo, la ley no prohíbe el nombramiento, el votar por o la confirmación de ninguna persona que haya trabajado en la oficina de manera continua o el empleo para el siguiente período antes de la elección o el nombramiento del funcionario o miembro emparentado con el empleado en el grado prohibido: seis meses, si el funcionario o miembro se elige en una elección general de funcionarios de estado y condado.

Ningún candidato podrá influir sobre un empleado relacionado al puesto oficial al cual el candidato aspira o un empleado o funcionario del cuerpo fiscal al cual el candidato aspira respecto del nombramiento o el empleo de un pariente del candidato en un grado prohibido según se indica arriba. Esta restricción no se dirige a las acciones de un candidato respecto de una clase o categoría de empleados o posibles empleados de buena fe.

Los ejemplos de parentesco en tercer grado por consanguinidad son los siguientes:

- (1) Primer grado: padre, madre, hijo(a);
- (2) Segundo grado: hermano(a), abuelo(a), nieto(a);
- (3) Tercer grado: bisabuelo(a), bisnieto(a), tío(a), sobrino(a).

Los siguientes incluyen parentescos de consanguinidad, medios hermanos y adopción legal. Los ejemplos de parentescos en segundo grado por afinidad son los siguientes:

- (1) Primer grado: cónyuge, suegro(a), yerno, nuera;
- (2) Segundo grado: cuñado(a), abuelo(a) del cónyuge.

Las personas que están emparentadas por afinidad (matrimonio) incluyen los cónyuges de parientes emparentados por consanguinidad, y, si casados, el cónyuge y los parientes del cónyuge por consanguinidad. No todos estos ejemplos son inclusivos.

NOTAS

¹Para reglas sobre la forma del nombre de un candidato o apodo en la boleta electoral, vea el subcapítulo B, Capítulo 52 del Código Electoral de Texas.

²La inclusión del número único de identificación de votante (VUID, por sus siglas en Inglés) es opcional. Sin embargo, para muchos candidatos, es un requisito estar registrados como votantes en el territorio por el cual serían electos a partir de la fecha límite de la solicitud. Puede encontrar información adicional sobre el requisito de registro de votante en nuestra página: <http://www.sos.state.tx.us/elections/laws/hb484-faq.shtml>

³Esto se refiere a la duración de la residencia dentro del distrito o territorio de que se elige la oficina. Por ejemplo, la duración de residencia en un distrito escolar, para una oficina del consejero escolar elegida en general. Este campo **DEBE SER COMPLETADO**.

⁴Los juramentos, las declaraciones juradas o las afirmaciones que se efectúen dentro de este Estado podrán ser administradas por un juez, escribano o comisionado de alguna corte de registro, por un notario público, un juez de paz, un secretario de la ciudad o el Secretario de Estado de Texas, quienes cuentan con la capacidad de proporcionar un certificado del hecho.

TEXAS ETHICS COMMISSION

CANDIDATE/OFFICEHOLDER CAMPAIGN FINANCE REPORT

FORM C/OH – INSTRUCTION GUIDE



Revised January 1, 2017

**Texas Ethics Commission, P.O. Box 12070, Austin, Texas 78711
(512) 463-5800 FAX (512) 463-5777 TDD 1-800-735-2989**

Visit us at <https://www.ethics.state.tx.us> on the Internet.

AN EQUAL OPPORTUNITY EMPLOYER

The Texas Ethics Commission does not discriminate on the basis of race, color, national origin, sex, religion, age or disability in employment or the provision of services.

FORM C/OH – INSTRUCTION GUIDE

TABLE OF CONTENTS

These instructions are for the CANDIDATE/OFFICEHOLDER CAMPAIGN FINANCE REPORT (Form C/OH) and all schedules that are filed with it. FORM C/OH includes a three page cover sheet and Schedules A1, A2, B, E, F1, F2, F3, F4, G, H, I, K, and T. Candidates or officeholders filing a Final Report should also attach Form C/OH-FR. All filers must submit the cover sheet, but only the schedules on which there is information to report need to be included.

GENERAL INSTRUCTIONS

Electronic Filing.....	1
Filling Out the Forms.....	1
Texas Ethics Commission Guides	1
Photocopies of Forms	1
Filing Date	2

FORM C/OH: CANDIDATE/OFFICEHOLDER CAMPAIGN FINANCE REPORT

General Information.....	3
Completing the Cover Sheet	5
SCHEDULE A1: Monetary Political Contributions.....	15
SCHEDULE A2: Non-Monetary (In-Kind) Political Contributions.....	17
SCHEDULE B: Pledged Contributions	19
SCHEDULE E: Loans	22
SCHEDULE F1: Political Expenditures from Political Contributions	25
SCHEDULE F2: Unpaid Incurred Obligations	28
SCHEDULE F3: Purchase of Investments from Political Contributions	30
SCHEDULE F4: Expenditures Made by Credit Card	31
SCHEDULE G: Political Expenditures Made From Personal Funds	33
SCHEDULE H: Payment from Political Contributions to a Business of C/OH	35
SCHEDULE I: Non-Political Expenditures Made From Political Contributions.....	36
SCHEDULE K: Interest, Credits, Gains, Refunds, and Contributions Returned to Filer.....	37
SCHEDULE T: In-Kind Contribution or Political Expenditure for Travel Outside of Texas.....	38

FORM C/OH-FR: DESIGNATION OF FINAL REPORT

General Information	39
Completing the Form	40

EXAMPLES

Examples: Reporting Expenditures Made by Credit Card.....	42
Examples: Purpose of Expenditures	45
Examples: Reporting Expenditures from Personal Funds	48
Examples: Reporting Staff Reimbursements	50

GENERAL INSTRUCTIONS

These general instructions apply to all forms required to be filed under title 15, Texas Election Code.

ELECTRONIC FILING

All persons filing campaign finance reports with the Texas Ethics Commission (Commission) are required to file those reports electronically unless the person is eligible to claim an exemption. Please check the Commission's website at <https://www.ethics.state.tx.us> for information about exemptions from the electronic filing requirement.

FILLING OUT THE FORMS

All reports filed on paper must be either handwritten in ink or typewritten. If you complete the report by hand, please print everything other than your signature.

If you are filing with the Commission, you may use your own computer-generated form if it provides for disclosure of all the information required on the Commission's form and if it is *substantially identical* in paper size, color, layout, and format. A substitute form that is substantially identical to the Commission's prescribed form may be submitted for pre-approval by the Commission's executive director.

Always file the cover sheet of the campaign finance report form. You need to file only those schedules on which you have information to report.

You must keep an exact copy of each report filed and all records necessary to complete the report for at least two (2) years after the deadline for filing the report.

If you have questions, please call our office at (512) 463-5800.

TEXAS ETHICS COMMISSION GUIDES

The Commission publishes a Campaign Finance Guide for each type of filer. These guides are designed to explain your responsibilities as a filer. The Commission encourages you to read the appropriate guide before you begin accepting political contributions or making or authorizing political expenditures.

PHOTOCOPIES OF FORMS

You may use photocopies of Commission forms. For example, if the space provided on Schedule A1 is insufficient, you may make copies of a blank Schedule A1 form and attach more pages as needed.

FILING DATE

For most reporting deadlines, a document is considered timely filed if it is properly addressed with postage or handling charges prepaid and bears a postmark or receipt mark of a common or contract carrier indicating a time on or before the deadline.

Pre-Election Reports: A report due 30 days before an election and a report due 8 days before an election must be *received* by the appropriate filing authority no later than the report due date.

If you are filing with the Commission, please address your reports and correspondence to the Texas Ethics Commission, P.O. Box 12070, Austin, Texas 78711-2070. For hand-deliveries, the Commission's street address is 201 East 14th Street, Sam Houston Building, 10th Floor, Austin, Texas 78701.

If the due date for a report falls on a Saturday, Sunday, or legal holiday, the report is due on the next regular business day.

FORM C/OH: CANDIDATE/OFFICEHOLDER CAMPAIGN FINANCE REPORT

These instructions are for the CANDIDATE/OFFICEHOLDER CAMPAIGN FINANCE REPORT (Form C/OH). A complete report includes the Form C/OH cover sheet, and any of the following schedules on which there is information to report: A1, A2, B, E, F1, F2, F3, F4, G, H, I, K, and T. A complete Final Report must also include Form C/OH-FR.

Note: Judicial candidates and officeholders must use a different form, Form JC/OH.

GENERAL INFORMATION

Use Form C/OH for filing the following reports:

- Semiannual reports (January 15 and July 15)
- Pre-election reports (30th day before election, 8th day before election)
- Runoff report (8th day before runoff election)
- Exceeded \$500 limit report
- 15th day after officeholder campaign treasurer appointment
- Final Report

See the instructions for sections 9 and 10 of the Cover Sheet for help in deciding which reports you are required to file.

OFFICEHOLDER ACTIVITY

An officeholder may make officeholder expenditures and accept officeholder contributions without having a campaign treasurer appointment on file. However, an officeholder must have a campaign treasurer appointment on file before the officeholder may make campaign expenditures or accept campaign contributions.

DUTIES OF CANDIDATE OR OFFICEHOLDER

As a candidate or officeholder, you alone, not the campaign treasurer, are responsible for filing this form. Failing to file a report on time or filing an incomplete report may subject you to criminal or civil penalties.

DUTIES OF CAMPAIGN TREASURER

State law does not impose any reporting or record-keeping obligations on a candidate's campaign treasurer.

WHERE TO FILE

This form is filed with the same filing authority with which you were required to file your Campaign Treasurer Appointment (Form CTA). If you are an officeholder who does not have a campaign treasurer appointment on file, file your reports with the same authority with which a candidate for your office must file the campaign treasurer appointment.

FILING A FINAL REPORT

For filing purposes, you are a “candidate” as long as you have an appointment of campaign treasurer on file. If you do not expect to accept any further campaign contributions or to make any further campaign expenditures, you may file a Final Report of contributions and expenditures. A Final Report terminates your appointment of campaign treasurer and relieves you of the obligation of filing further reports *as a candidate*. If you are an officeholder at the time of filing a Final Report, you may be required to file semiannual reports of contributions and expenditures as an officeholder. The only officeholders who are not required to file semiannual reports are officeholders who file locally, who do not have a campaign treasurer appointment on file, *and* who do not exceed \$500 in contributions or expenditures during the reporting period.

If you are not an officeholder at the time of filing a Final Report *and* if you have surplus funds or retain assets purchased with political funds, you will be required to file annual reports of Unexpended Contributions. (*See instructions for Form C/OH-UC.*)

To file a Final Report, you must complete the “C/OH CAMPAIGN FINANCE REPORT” (Form C/OH), check the “final” box in section 9 on the Cover Sheet, and complete and attach the “C/OH REPORT: DESIGNATION OF FINAL REPORT” (Form C/OH- FR).

COMPLETING THE COVER SHEET

Each numbered item in these instructions corresponds to the same numbered item on the form.

PAGE 1

- 1. FILER ID:** If you are filing with the Commission, you were assigned a filer identification number when you filed your initial campaign treasurer appointment. You should have received a letter acknowledging receipt of the form and informing you of your Filer ID. Enter this number wherever you see “FILER ID.” If you do not file with the Commission, you are not required to enter a Filer ID.
- 2. TOTAL PAGES FILED:** After you have completed the form, count the total number of pages of this form and any attached schedules. Enter that number where indicated on the top line of page 1 only. Each side of a two-sided form counts as one page.
- 3. CANDIDATE/OFFICEHOLDER NAME:** Enter your full name, including nicknames and suffixes (e.g., Sr., Jr., III), if applicable.
- 4. CANDIDATE/OFFICEHOLDER MAILING ADDRESS:** Enter your complete mailing address. If your mailing address has changed since you last gave notice of your address, check the “Change of Address” box.
- 5. CANDIDATE/OFFICEHOLDER PHONE:** Enter your phone number including the area code, and your extension, if applicable.

Sections 6 - 8 pertain to a candidate’s campaign treasurer. If you are an officeholder who does not have a campaign treasurer appointment on file, skip these sections.

- 6. CAMPAIGN TREASURER NAME:** Enter the full name of your campaign treasurer, including nicknames and suffixes (e.g., Sr., Jr., III), if applicable.
- 7. CAMPAIGN TREASURER ADDRESS:** Enter the complete address of your campaign treasurer.
- 8. CAMPAIGN TREASURER PHONE:** Enter the phone number of your campaign treasurer including the area code, and the extension, if applicable.
- 9. REPORT TYPE:** Check the box that describes the type of report you are filing, according to the descriptions below. See the instructions for section 10 for the periods covered by each type of report.

January 15 Report: All candidates and most officeholders must file a semiannual report by January 15. The only officeholders who are not required to file this report are officeholders who file locally, who do not have a campaign treasurer appointment on file, *and* who do not exceed \$500 in contributions or expenditures during the reporting period.

All candidates and officeholders who file with the Commission must file this report by midnight Central Time on the January 15 report due date. All candidates and officeholders who file locally must file this report by 5 p.m. on the January 15 report due date.

Note: Anyone who has a campaign treasurer appointment (Form CTA) on file must file semiannual reports, even after an election has ended and even if the filer lost the election. To end this semiannual filing requirement, the filer must cease campaign activity and file a Final Report. (See “Final Report” below for more information.)

July 15 Report: All candidates and most officeholders must file a semiannual report by July 15. The only officeholders who are not required to file this report are officeholders who file locally, who do not have a campaign treasurer appointment on file, *and* who do not exceed \$500 in contributions or expenditures during the reporting period.

See “January 15 Report” above for more information on filing requirements and deadlines for semiannual reports.

30th Day Before Election Report: Opposed candidates in an election who did not choose the modified reporting schedule must file this pre-election report. If an opposed candidate chose modified reporting, but then exceeded a threshold before the 30th day before the election, the candidate must file this report.

The report is due no later than 30 days before the election. For all candidates and officeholders who file with the Commission, this report must be received by the Commission no later than midnight Central Time on the report due date. For all candidates and officeholders who file locally, this report must be received by the filing authority no later than 5 p.m. on the report due date.

You are an "opposed" candidate if you have an opponent, including a minor party candidate, whose name is printed on the ballot. If your only opposition is a write-in candidate, you are not considered opposed for filing purposes. If you are a write-in candidate, you are an "opposed" candidate subject to the reporting requirements if you accept political contributions or make political expenditures. Candidates who are unopposed in an election are not required to file pre-election reports for that election.

8th Day Before Election Report: Opposed candidates in an election who did not choose the modified reporting schedule must file this pre-election report. If an opposed candidate chose modified reporting but then exceeded a threshold before the 8th day before the election, the candidate must file this report.

The report is due no later than 8 days before the election. For all candidates and officeholders who file with the Commission, this report must be received by the Commission no later than midnight Central Time on the report due date. For all candidates and officeholders who file locally, this report must be received by the filing authority no later than 5 p.m. on the report due date.

See “30th Day Before Election Report” above for the definition of an opposed candidate.

Runoff Report: Opposed candidates who are participating in a runoff election and who did not choose the modified reporting schedule must file this runoff report. The report is due no later than 8 days before the runoff election. For all candidates and officeholders who file with Commission, this report must be received by the Commission no later than midnight Central Time on the report due date. For all candidates and officeholders who file locally, this report must be received by the filing authority no later than 5 p.m. on the report due date.

See “30th Day Before Election Report” above for the definition of an opposed candidate.

Exceeded \$500 Limit Report: Candidates who chose to file under the modified reporting schedule but then, after the 30th day before the election, exceeded \$500 in contributions or \$500 in expenditures in connection with the election must file this Exceeded \$500 Limit report within 48 hours after exceeding the \$500 limit. The candidate must meet this deadline even if it falls on a weekend or a holiday.

15th Day After Campaign Treasurer Appointment Report (Officeholders Only): An officeholder must file this report if he or she appoints a campaign treasurer after a period of not having a campaign treasurer appointment (Form CTA) on file. For all officeholders who file with Commission, this report is due no later than midnight Central Time on the 15th day after an officeholder files Form CTA with the Commission. For all officeholders who file locally, this report is due no later than 5 p.m. on the 15th day after an officeholder files Form CTA with the filing authority. It is not required of officeholders who are merely changing their campaign treasurer. It is not required of an officeholder who files locally if the officeholder did not exceed \$500 in either contributions or expenditures during the period covered by the report. Candidates who are not officeholders do not file this report.

Final Report: A person who has a campaign treasurer appointment on file may file this report when he or she does not expect to accept any further campaign contributions or make or authorize any further campaign expenditures. There is not a fixed deadline for this report. This report must have a completed “C/OH REPORT: DESIGNATION OF FINAL REPORT” (Form C/OH-FR) attached.

A candidate must have a CTA on file to accept campaign contributions or make campaign expenditures, including contributions intended to offset campaign debts or expenditures made to pay campaign debts. A candidate who intends to continue campaign activity should not file a Final Report.

A Final Report terminates a candidate’s CTA and relieves the candidate from any additional filing obligations as a candidate. Officeholders who file a Final Report will still be subject to the filing requirements applicable to officeholders. A person who is not an officeholder but who has surplus political funds or assets after filing a Final Report will be required to file annual Unexpended Contribution reports. (See “Form C/OH-FR: Designation of Final Report” for more information.) A candidate or officeholder who does not have a CTA on file may still be required to file a personal financial statement (PFS).

Filing a Final Report does not relieve a candidate of responsibility for any delinquent reports or outstanding civil penalties.

Daily Pre-Election Report of Contributions: A candidate or officeholder who files with the Commission may be required to file daily pre-election reports disclosing contributions during the period beginning the 9th day before an election and ending at 12 noon on the day before the election. This information can be disclosed on Form C/OH-T. For more information, please see the instructions for Form C/OH-T.

Legislative Special Session Report: A candidate or officeholder who files with the Commission and who accepts a political contribution during the period beginning on the date the governor signs the proclamation calling a special legislative session and continuing through the date of final adjournment is required to file a report after a special session of the legislature. This information can be disclosed on Form C/OH-SS. For more information, please see the instructions for Form C/OH-SS.

- 10. PERIOD COVERED:** A reporting period includes the start date and the end date. The *due date* for filing will generally be *after* the end of the period. Generally, a report picks up where the last report left off, and there should be no gaps or overlapping periods. The exceptions are Daily Pre-election reports, which do create overlaps because you are required to report the activity twice.

First Reports: If this is the first report of contributions and expenditures that you have filed, the beginning date will depend on the date your campaign treasurer appointment (Form CTA) was filed or the date you took office.

- If you are a candidate (a person who has filed a Form CTA) and you are filing your first report, the start date will be the date your Form CTA was filed.
- If you are an officeholder who was appointed to an elective office and who did not have a Form CTA on file at the time of the appointment, the start date for your first report will be the date you took office.

January 15th Semiannual Report: The start date is July 1 of the previous year or the day after the last day covered by your last required report, whichever is later. If this is the first report you have filed, please see the “First Reports” section above. The end date is December 31 of the previous year.

July 15th Semiannual Report: The start date is January 1 or the day after the last day covered by your last required report, whichever is later. If this is the first report you have filed, please see the “First Reports” section above. The end date is June 30.

30th Day Before Election Report: The start date is the day after the last day covered by your last required report. If this is the first report you have filed, please see the “First Reports” section above. The end date is the 40th day before the election. This report is not required for unopposed candidates or candidates who are filing under the modified reporting schedule.

8th Day Before Election Report: The start date is the 39th day before the election if you filed a 30th Day Before Election Report. If you did not file the 30th Day Before Election

Report, the day after the last day covered by your last required report is the start date. If this is the first report you have filed, please see the “First Reports” section above. The end date is the 10th day before the election. This report is not required for unopposed candidates or candidates who are filing under the modified reporting schedule.

Runoff Report: The start date is the 9th day before the main election if you filed an 8th Day Before Election Report. Otherwise, the start date is the day after the last day covered by your last required report or the day you appointed a campaign treasurer, whichever is later. The end date is the 10th day before the runoff election. This report is not required for candidates who are filing under the modified reporting schedule.

Exceeded \$500 Limit Report: The start date for the report is either the day you appointed your campaign treasurer or the day after the last day covered by your last required report, whichever is later. The end date is the day you exceeded the \$500 limit for contributions or expenditures.

15th Day After Campaign Treasurer Appointment Report (Officeholders Only): The start date is either the day after the last day covered by your last required report or the day you began serving an appointment to elective office. The end date is the day before the campaign treasurer appointment was filed. This report is due no later than 15 days after the campaign treasurer appointment was filed.

Final Report: The start date is the day after the last day covered by your last required report. The end date is the day the final report is filed.

If you are an officeholder without a campaign treasurer appointment on file, or if you have a campaign treasurer appointment on file but you are not a candidate in an upcoming election and were not a candidate in a recent election, you may skip Section 11.

- 11. ELECTION:** If you are a candidate in an upcoming election or were a candidate in a recently held election, provide the following information concerning the upcoming or recent election.

Election Date: Enter the month, day, and year of the election for which this report is filed, if known.

Candidate in an Upcoming Election: If the political activity in the report primarily pertains to an upcoming election, provide the date of the upcoming election in which you intend to participate as a candidate that most immediately follows the deadline for this report.

Candidate in a Recently Held Election: If the political activity in this report primarily pertains to a recently held election, provide the date of the recently held election in which you participated as a candidate that most immediately precedes the deadline for this report.

Election Type: Check the box next to the type of election that most accurately describes the election for which this report is filed.

Primary: An election held by a political party to select its nominees for office.

Runoff: An election held if no candidate for a particular office receives the vote necessary to be elected in an election requiring a majority vote.

General: An election, other than a primary election, that regularly occurs at fixed dates.

Special: An election that is neither a general election nor a primary election nor a runoff election.

Other: If none of the listed election types apply, check “Other” and provide your own description of the election for which the report is filed.

- 12. OFFICE HELD:** If you are an officeholder, please enter the office you currently hold. Include the district, precinct, or other designation for the office, if applicable.
- 13. OFFICE SOUGHT:** If you are a candidate in an upcoming election, please enter the office you seek. If you were a candidate in a recently held election, but were unsuccessful or are not currently an officeholder, please enter the office you sought during the election that most immediately precedes the deadline for this report. Include the district, precinct, or other designation for the office, if applicable.

PAGE 2

- 14. C/OH (CANDIDATE/OFFICEHOLDER) NAME:** Enter your full name.
- 15. FILER ID:** See instructions for section 1.
- 16. NOTICE FROM POLITICAL COMMITTEE(S):** Complete this section if you received notice from a political committee that it accepted political contributions or made political expenditures on your behalf. You are required to disclose the receipt of such a notice in the report covering the period in which you receive the notice. If you have not received such notice, you may skip this section.

The political committee is required to include in the notice the full name and address of the committee, the full name and address of the committee’s campaign treasurer, and a statement indicating whether the committee is a general-purpose committee or a specific-purpose committee. If the notice also describes the expenditure, do not include the description in this section.

“Additional Pages” box: If you received notice from more than one committee, check this box and attach an additional page listing the names and addresses of the other committees and of their campaign treasurers.

Committee Type:

“General” box: Check this box if the notice is from a general-purpose committee.

“Specific” box: Check this box if the notice is from a specific-purpose committee.

Committee Name: Enter the full name of the committee as reported in the notice.

Committee Address: Enter the address of the committee as reported in the notice.

Committee Campaign Treasurer Name: Enter the name of the committee’s campaign treasurer as reported in the notice.

Committee Campaign Treasurer Address: Enter the address of the committee’s campaign treasurer as reported in the notice.

17. TOTALS: Complete this section only after you have completed all applicable schedules.

Line 1- Total Political Contributions of \$50 or Less, Unless Itemized: Enter the total of all unitemized contributions (other than pledges or loans or guarantees of loans) of \$50 or less. Do not include any contributions itemized on Schedules A1 or A2. Enter a “0” if you did not receive any unitemized contributions during the period covered.

On Schedules A1 and A2, you were required to itemize political contributions that totaled more than \$50 from one person. You also had the option of itemizing contributions of \$50 or less from one person. Do not include any itemized contributions in the total entered on line 1, regardless of amount.

Line 2- Total Political Contributions: Add the total contributions listed on Schedules A1 and A2 to the amount you entered on line 1. Enter that total on line 2. Enter a “0” if you did not receive any contributions during the period covered.

Line 3- Total Political Expenditures of \$100 or Less, Unless Itemized: Enter the total of all unitemized political expenditures of \$100 or less. Do not include any expenditures itemized on Schedules F1, F2, F3, F4, G, or H. Enter a “0” if you did not make any unitemized expenditures during the period covered.

On Schedule F1, you were required to itemize political expenditures that totaled more than \$100 to one payee. You also had the option of itemizing expenditures totaling \$100 or less to one payee. Do not include any expenditures itemized on Schedule F1 in the total entered on line 3, regardless of amount.

On Schedule F2, you were required to itemize incurred but not yet paid political expenditures that totaled more than \$100 to one payee. You also had the option of itemizing incurred political expenditures totaling \$100 or less to one payee. Do not

include any political or non-political expenditures itemized on Schedule F2 in the total entered on line 3, regardless of amount.

On Schedule F4, you were required to itemize political expenditures made by a credit card that totaled more than \$100 to one payee. You also had the option of itemizing political expenditures totaling \$100 or less to one payee. Do not include any political or non-political expenditures itemized on Schedule F4 in the total entered on line 3, regardless of amount.

On Schedule G, you were required to itemize political expenditures from personal funds if you intend to seek reimbursement from political contributions. Do not include any expenditures itemized on Schedule G in the total entered on line 3, regardless of amount.

On Schedule H, you were required to itemize payments from political contributions made to certain businesses. Do not include any expenditures itemized on Schedule H in the total entered on line 3, regardless of amount.

Line 4- Total Political Expenditures: Add the following:

- (a) the total expenditures itemized on Schedule F1;
- (b) the total political expenditures itemized on Schedule F2;
- (c) the total political expenditures itemized on Schedule F4;
- (d) the total political expenditures itemized on Schedule G;
- (e) the total political expenditures itemized on Schedule H; and
- (f) the amount you entered on line 3.

Enter that total on line 4.

Enter a “0” if you did not make any expenditures during the period covered.

Line 5- Total Political Contributions Maintained: Enter the total amount of political contributions, including interest or other income on those contributions, maintained as of the last day of the reporting period. Enter “0” if you do not maintain political contributions, including interest or other income on those contributions, as of the last day of the reporting period. This is different from the total contributions reported on line 2. Only contributions accepted during the period covered by the report are entered on line 2.

The law requires you to disclose the total amount of political contributions accepted, including interest or other income on those contributions, maintained in one or more accounts in which political contributions are deposited as of the last day of the reporting period.

The “total amount of political contributions maintained” includes the total amount of political contributions maintained in one or more accounts, including the balance on deposit in banks, savings and loan institutions and other depository institutions; the present value of any investments that can be readily converted to cash, such as

certificates of deposit, money market accounts, stocks, bonds, treasury bills, etc.; and the balance of political contributions accepted and held in any online fundraising account over which the filer can exercise control by making a withdrawal, expenditure, or transfer.

The total amount of political contributions maintained does *not* include personal funds that the filer intends to use for political expenditures, *unless* the personal funds have been disclosed as a loan to your campaign and deposited into an account in which political contributions are held as permitted by section 253.0351(c) of the Election Code. Any unexpended funds from such a loan are required to be included in the total amount of political contributions maintained as of the last day of the reporting period. Note: Personal funds deposited in an account in which political contributions are held are subject to the personal use restrictions.

Line 6- Total Principal Amount of All Outstanding Loans: Enter the aggregate outstanding principal amount of all loans accepted for campaign or officeholder purposes as of the last day of the reporting period. Enter a “0” if you did not accept any loans during the period covered and have no outstanding loans as of the last day of the reporting period. This is different from the information reported on Schedule E. This line must include outstanding principal of loans made in this reporting period as well as outstanding principal of loans made previously.

- 18. AFFIDAVIT:** Complete this section only after you have completed all applicable sections and schedules. You must always sign a report that you file. You must complete this section even if you have no schedules to attach. *Only the candidate or officeholder filing the report may sign the affidavit.*

PAGE 3

- 19. C/OH (CANDIDATE/OFFICEHOLDER) NAME:** Enter your full name.
- 20. FILER ID:** See instructions for section 1.
- 21. SCHEDULE SUBTOTALS:** Complete this section only after you have completed all applicable schedules.

Check the appropriate boxes to indicate which schedules are attached to your report. If a schedule is not included in the report, leave the check box blank.

Line 1- Schedule A1: Add the total amount of contributions itemized on Schedule A1 to the amount of unitemized monetary political contributions accepted during the period covered. Enter that total on line 1. Enter a “0” if you did not accept any contributions during the period covered.

Line 2- Schedule A2: Add the total amount of non-monetary in-kind contributions itemized on Schedule A2 to the amount of unitemized non-monetary in-kind contributions accepted during the period covered. Enter that total on line 2. Enter a “0”

if you did not accept any non-monetary in-kind contributions during the period covered.

Line 3- Schedule B: Add the total amount of pledged contributions itemized on Schedule B to the amount of unitemized pledged contributions accepted during the period covered. Enter that total on line 3. Enter a “0” if you did not accept any pledged contributions during the period covered.

Line 4- Schedule E: Add the total amount of loans itemized on Schedule E to the amount of unitemized loans accepted during the period covered. Enter that total on line 4. Enter a “0” if you did not accept any loans during the period covered.

Line 5- Schedule F1: Add the total amount of political expenditures from political contributions itemized on Schedule F1 to the amount of unitemized political expenditures from political contributions made during the period covered. Enter that total on line 5. Enter a “0” if you did not make any political expenditures from political contributions during the period covered.

Line 6- Schedule F2: Add the total amount of unpaid incurred obligations itemized on Schedule F2 to the amount of unitemized unpaid obligations incurred during the period covered. Enter that total on line 6. Enter a “0” if you did not incur any unpaid obligations during the period covered.

Line 7- Schedule F3: Enter the total amount of investments purchased from political contributions itemized on Schedule F3. Enter a “0” if you did not purchase any investments from political contributions during the period covered.

Line 8- Schedule F4: Add the total amount of expenditures made by a credit card itemized on Schedule F4 to the amount of unitemized expenditures made by a credit card during the period covered. Enter that total on line 8. Enter a “0” if you did not make any expenditures by credit card during the period covered.

Line 9- Schedule G: Add the total amount of political expenditures from personal funds itemized on Schedule G to the amount of unitemized political expenditures from personal funds made during the period covered. Enter that total on line 9. Enter a “0” if you did not make any political expenditures from personal funds during the period covered.

Line 10- Schedule H: Enter the total amount of payments from political contributions to a business of the candidate or officeholder itemized on Schedule H. Enter a “0” if you did not make any payments from political contributions to a business of the candidate or officeholder during the period covered.

Line 11- Schedule I: Enter the total amount of non-political expenditures from political contributions itemized on Schedule I. Enter a “0” if you did not make any non-political expenditures from political contributions during the period covered.

Line 12- Schedule K: Enter the total amount of interests, credits, gains, refunds, and contributions returned to the filer itemized on Schedule K. Enter a “0” if you did not have any such activity during the period covered.

SCHEDULE A1: MONETARY POLITICAL CONTRIBUTIONS

These instructions are for candidates and officeholders using SCHEDULE A1: MONETARY POLITICAL CONTRIBUTIONS.

Use this schedule to disclose information about monetary campaign and officeholder contributions accepted during the reporting period. Do not enter on this schedule information on non-monetary, in-kind contributions, pledges, loans, or guarantees of loans. Once you actually receive pledged money, it must be reported on Schedule A1. (Report non-monetary, in-kind contributions on Schedule A2; report pledges on Schedule B; report loans and guarantees of loans on Schedule E.)

Itemization: You must enter incoming monetary contributions that exceed \$50 from one person during a reporting period on this schedule. If you accepted two or more contributions from the same person, the total of which exceeds \$50, enter each contribution separately. Although you are not required to do so, you may also report contributions from one person that do not exceed \$50 in the period on this schedule. If you do not itemize contributions of \$50 and less on this schedule, you must total all such contributions and report them on the Cover Sheet, page 2, section 17, line 1.

Each numbered item in these instructions corresponds to the same numbered item on the form.

- 1. TOTAL PAGES SCHEDULE A1:** After you have completed Schedule A1, count the total number of pages. Each side of a two-sided form counts as one page.
- 2. FILER NAME:** Enter your full name.
- 3. FILER ID:** See instructions for Cover Sheet, page 1, section 1.
- 4. DATE:** Enter the date you *accepted* the contribution. Accepting a contribution is different from receiving a contribution. You accept a contribution when you decide to accept it rather than reject it. This may or may not be the same day that you receive the contribution.
- 5. FULL NAME OF CONTRIBUTOR:** Enter the full name of the contributor. If the contributor is an individual, enter the full first and last name, and suffix (Jr., III, etc.) if applicable. If the contributor is an entity, enter the full name of the entity.

“Out-of-State PAC” box: If the contributor is an out-of-state political committee, check the box. Certain restrictions apply to contributions from out-of-state PACS. The fact that a political committee has a mailing address outside of Texas does not mean that the committee is an out-of-state PAC for purposes of these restrictions. A political committee that has a campaign treasurer appointment on file in Texas is not an out-of-state PAC. A political committee that makes most of its political expenditures outside of Texas may be an out-of-state PAC. A political committee must determine if it is an out-of-state PAC.

If the contributor is an out-of-state political committee from which you accepted more than \$500 in the reporting period (including pledges or loans from sources

other than financial institutions that have been in business for more than a year), you must include one of the following with your report:

- a written statement, certified by an officer of the out-of-state political committee, listing the full name and address of each person who contributed more than \$100 to the out-of-state political committee during the 12 months immediately preceding the contribution; *or*
- a copy of the out-of-state political committee’s statement of organization filed as required by law with the FEC and certified by an officer of the out-of-state committee.

If the contributor is an out-of-state political committee from which you accepted \$500 or less (including pledges) during the reporting period, you must include one of the following with your report:

- a copy of the out-of-state political committee’s statement of organization filed as required by law with the FEC and certified by an officer of the out-of-state committee; *or*
- a document listing the committee’s name, address and phone number; the name of the person appointing the committee’s campaign treasurer; and the name, address and phone number of the committee’s campaign treasurer.

“ID #” Line (Electronic Filing Only): If you are filing your report electronically, you may enter in this field the out-of-state committee's Federal Election Commission (FEC) identification number. If you do not have an FEC # for the out-of-state PAC or are not filing electronically with the Commission, you must provide other documentation as explained above.

- 6. CONTRIBUTOR ADDRESS:** Enter the complete address of the contributor.
- 7. AMOUNT OF CONTRIBUTION:** Enter the amount of the contribution.
- 8. PRINCIPAL OCCUPATION OR JOB TITLE:** Candidates for and holders of statewide offices in the executive branch and candidates for and holders of legislative offices must disclose the principal occupation or job title of an individual from whom the candidate or officeholder has accepted contributions (including pledges) of \$500 or more during the reporting period. In other circumstances, filers are not required to report this information but may do so.
- 9. EMPLOYER:** Candidates for and holders of statewide offices in the executive branch and candidates for and holders of legislative offices must disclose the employer of an individual from whom the candidate or officeholder has accepted contributions (including pledges) of \$500 or more during the reporting period. In other circumstances, filers are not required to report this information but may do so.

SCHEDULE A2: NON-MONETARY (IN-KIND) POLITICAL CONTRIBUTIONS

These instructions are for candidates and officeholders using SCHEDULE A2: NON-MONETARY (IN-KIND) POLITICAL CONTRIBUTIONS.

Use this schedule to disclose information about non-monetary, in-kind campaign and officeholder contributions received during the reporting period. An in-kind contribution is a contribution of goods, services, or any other thing of value *other than money* that is given to your campaign. You are not required to include contributions of an individual's personal services or travel if the individual receives no compensation from any source for the services. Do not enter on this schedule information on monetary political contributions, pledges, loans, or guarantees of loans. Once you actually receive a pledged in-kind contribution, it must be reported on Schedule A2. (Report monetary contributions on Schedule A1; report pledges on Schedule B; report loans and guarantees of loans on Schedule E.)

Itemization: You must enter non-monetary (in-kind) contributions of goods, services, or other things of value that exceed \$50 from one person during a reporting period on this schedule. If you accepted two or more non-monetary contributions from the same person, the total of which exceeds \$50, enter each contribution separately. Although you are not required to do so, you may also report contributions from one person that do not exceed \$50 in the period on this schedule. If you do not itemize contributions of \$50 and less on this schedule, you must total all such contributions and report them on the Cover Sheet, page 2, section 17, line 1.

Each numbered item in these instructions corresponds to the same numbered item on the form.

- 1. TOTAL PAGES SCHEDULE A2:** After you have completed Schedule A2, count the total number of pages. Each side of a two-sided form counts as one page.
- 2. FILER NAME:** Enter your full name.
- 3. FILER ID:** See instructions for Cover Sheet, page 1, section 1.
- 4. TOTAL OF UNITEMIZED IN-KIND POLITICAL CONTRIBUTIONS:** Enter the total amount of in-kind political contributions of \$50 or less that you accepted during the period covered that are not itemized on this schedule. If you choose to itemize an in-kind contribution of \$50 or less on this schedule, do not include it in this total.
- 5. DATE:** See instructions for Schedule A1, section 4.
- 6. FULL NAME OF CONTRIBUTOR:** See instructions for Schedule A1, section 5.

 “Out-of-State PAC” box: See instructions for Schedule A1, section 5.
- 7. CONTRIBUTOR ADDRESS:** Enter the complete address of the contributor.
- 8. AMOUNT OF CONTRIBUTION:** Enter the fair market value of the in-kind contribution.

9. IN-KIND CONTRIBUTION DESCRIPTION: Enter a description of the contribution. The description should be sufficiently detailed to allow a person reviewing your report to understand what was contributed.

“Travel Outside of Texas” box: If the contribution was for travel outside of Texas, please check the box and report this information on Schedule T.

10. PRINCIPAL OCCUPATION OR JOB TITLE: See instructions for Schedule A1, section 8.

11. EMPLOYER: See instructions for Schedule A1, section 9.

Sections 12-16 pertain to judicial candidates and officeholders only. Do not complete these sections. If you are a judicial candidate or officeholder, please use form JC/OH and the corresponding instructions.

SCHEDULE B: PLEDGED CONTRIBUTIONS

These instructions are for candidates and officeholders using SCHEDULE B: PLEDGED CONTRIBUTIONS.

Use this schedule to disclose information about pledges accepted during the reporting period for campaign or officeholder purposes. You are not required to include pledges of an individual's personal services or travel if the individual receives no compensation from any source for the services. Do not enter on this schedule information on contributions actually received, loans, or guarantees of loans. (Report contributions actually received on Schedule A1 or Schedule A2, as applicable; report loans and guarantees of loans on Schedule E.)

If you accept a pledge from a person to give you money, goods, services, or anything of value, that pledge is a reportable contribution and you must include the pledge on this schedule for the report covering the period in which you accept the pledge.

Itemization: You must itemize pledges that exceed \$50 in the aggregate from one person during the reporting period. If you received pledges totaling more than \$50 from one person during the reporting period, you must itemize all of those pledges, even if individual pledges were for \$50 or less. Although you are not required to do so, you may also itemize pledges for \$50 or less from one person. You must also disclose the receipt of the pledged contribution on Schedule A1 (used for monetary contributions) or A2 (used for non-monetary contributions), as applicable, in the reporting period in which you actually receive the pledged money or thing of value. If the pledge is accepted and received in the same reporting period, it is not required to be reported on Schedule B.

Note: See the Campaign Finance Guide for more information on pledges.

Each numbered item in these instructions corresponds to the same numbered item on the form.

- 1. TOTAL PAGES SCHEDULE B:** After you have completed Schedule B, count the total number of pages. Each side of a two-sided form counts as one page.
- 2. FILER NAME:** Enter your full name.
- 3. FILER ID:** See instructions for Cover Sheet, page 1, section 1.
- 4. TOTAL OF UNITEMIZED PLEDGES:** Enter the total amount of pledges that you accepted during the period that did not exceed \$50 in the aggregate per person. Although you are not required to do so, you may also itemize pledges of \$50 or less on this schedule. If you itemize some pledges of \$50 or less, do not include those pledges in the total entered here. If you choose to itemize all pledges of \$50 or less, do not enter a total amount here.
- 5. DATE:** Enter the date you *accepted* the pledge. Accepting a pledge is different from receiving a contribution. You accept a pledge when you decide to accept it rather than reject it.

Pledge accepted and received in different reporting periods: If you accept a pledge in one reporting period and then receive the pledged money or other thing of value in a later reporting period, you will disclose the pledge on this schedule in the reporting period in which you accepted the pledge. You will also disclose the receipt of the pledged money or other thing of value on the appropriate incoming funds schedule (report monetary contributions on Schedule A1; report in-kind contributions on Schedule A2; report loans on Schedule E) in the reporting period in which you received the pledge.

Pledge received in same reporting period as accepted: If you receive a pledge in the same reporting period in which it was accepted, then you will not report the pledge on this schedule. You will only disclose the contribution on the appropriate incoming funds schedule (report monetary contributions on Schedule A1; report in-kind contributions on Schedule A2; report loans on Schedule E). The date of the contribution will be the date you accepted the pledged contribution, regardless of when the pledged contribution was actually received.

Pledge accepted but never received: You will disclose the pledge on this schedule in the reporting period in which you accepted the pledge. If you never actually receive the pledge, it is not necessary to correct your report to delete the pledge.

Example: In June a supporter promises that he will give Juan Garcia \$1,000 in the last week before the November election. Juan accepts his promise. Juan must disclose the pledge on his July 15 report covering the period in which he accepted the pledge. (Note: When he receives the \$1,000, he will disclose it as a monetary contribution on Schedule A1 of the report covering the period in which he received the money. Also, if he never receives the \$1,000, he does not correct/amend his report to delete the entry for the pledge.)

6. FULL NAME OF PLEDGOR: Enter the full name of the person who made the pledge.

“Out-of-State PAC” box: See instructions for Schedule A1, section 5.

7. PLEDGOR ADDRESS: Enter the complete address of the person who made the pledge.

8. AMOUNT OF PLEDGE: Enter the amount of the pledge or the fair market value of any pledged goods or services or other thing of value, as applicable.

9. IN-KIND DESCRIPTION: If the pledge was for goods or services or any other thing of value, enter a description of the pledged goods or services or other thing of value. The description should be sufficiently detailed to allow a person reviewing your report to understand what was pledged.

“Travel Outside of Texas” box: If the pledged contribution was an in-kind contribution for travel outside of Texas, please check the box and report this information on Schedule T.

10. PRINCIPAL OCCUPATION OR JOB TITLE: See instructions for Schedule A1, section 8.

11. EMPLOYER: See instructions for Schedule A1, section 9.

You do not need Schedules C1-4 and D. These schedules are for political committees to report contributions from corporations and labor organizations. Candidates and officeholders are generally prohibited from accepting such contributions.

SCHEDULE E: LOANS

These instructions are for candidates and officeholders using SCHEDULE E: LOANS.

Use this schedule to disclose information about loans and guarantees of loans accepted during the reporting period for campaign or officeholder purposes. This schedule must also be used to disclose deposits of personal funds into an account in which political contributions are held as permitted by section 253.0351(c) of the Election Code. This schedule may also be used to disclose political expenditures from personal funds.

Loans to Your Campaign from Your Personal Funds: You may disclose political expenditures from personal funds as a loan to your campaign on Schedule E. Outgoing political expenditures made from that loan must then be disclosed as if they were made from political contributions. The amount you disclose as a loan from yourself in a reporting period may NOT exceed the amount you actually spent from personal funds in that reporting period. In other words, do not report a \$100,000 loan to your campaign if the amount actually spent from your personal funds in the reporting period was \$5,000. When you reimburse yourself, disclose the reimbursement as an outgoing political expenditure on Schedule F1. The reimbursement may not exceed the amount disclosed as a loan. (You may also disclose political expenditures from personal funds on Schedule G. See the Schedule G instructions below for more information.)

Personal Funds Deposited into a Political Account: If you deposit personal funds in an account in which political contributions are held, you must disclose the deposited amount as a loan on Schedule E and check the box indicating "Personal Funds Deposited into Political Account." Personal funds deposited in an account in which political contributions are held are subject to the personal use restriction. Disclose the outgoing political expenditures made from that loan as if they were made from political contributions. When you reimburse yourself, disclose the reimbursement as an outgoing political expenditure on Schedule F1. The reimbursement may not exceed the amount disclosed as a loan.

Itemization: You must itemize loans (including loans from personal funds) that exceed \$50 that you accepted during the period from one person. If you accepted two or more loans from the same person, the total of which exceeds \$50, itemize each loan separately. Although you are not required to do so, you may also itemize loans that do not exceed \$50.

Each numbered item in these instructions corresponds to the same numbered item on the form.

- 1. TOTAL PAGES SCHEDULE E:** After you have completed Schedule E, count the total number of pages. Each side of a two-sided form counts as one page.
- 2. FILER NAME:** Enter your full name.
- 3. FILER ID:** See instructions for Cover Sheet, page 1, section 1.

- 4. TOTAL OF UNITEMIZED LOANS:** Enter the total amount of loans accepted during the reporting period that did not exceed \$50 in the aggregate per person and were not from financial institutions.

Although you are not required to do so, you may itemize loans of \$50 or less from persons other than financial institutions on this schedule. If you itemize some loans of \$50 or less, do not include those loans in the total you enter here. If you choose to itemize all loans of \$50 or less, enter a “0” here.

- 5. DATE OF LOAN:** Enter the date you *accepted* the loan.
- 6. IS LENDER A FINANCIAL INSTITUTION?:** If you accepted the loan from a corporation that has been legally engaged in the business of making loans for more than one year, circle “Y” for yes. If you accepted the loan from any other source, circle “N” for no. A loan from a corporation that has not been legally engaged in the business of making loans for more than one year is a corporate contribution. Candidates and officeholders may not accept corporate contributions.
- 7. NAME OF LENDER:** Enter the full name of the person or financial institution that made the loan. If the lender is an individual, enter the full first and last name and suffix (Jr., III, et.) if applicable. If the lender is an entity, enter the full name of the entity.

“Out-of-State PAC” box: See instructions for Schedule A1, section 5.

Note: See the Campaign Finance Guide for detailed information on accepting and reporting contributions from out-of-state political committees.

- 8. LENDER ADDRESS:** Enter the complete address of the person or financial institution that made the loan.
- 9. LOAN AMOUNT:** Enter the principal amount of the loan.
- 10. INTEREST RATE:** Enter the interest rate.
- 11. MATURITY DATE:** Enter the maturity date.
- 12. PRINCIPAL OCCUPATION OR JOB TITLE:** Candidates for and holders of statewide offices in the executive branch and candidates for and holders of legislative offices must disclose the principal occupation or job title of each individual from whom the candidate or officeholder has accepted a loan (including a pledge of a loan) of \$500 or more during the reporting period. Other types of filers are not required to report this information but may do so.
- 13. EMPLOYER:** Candidates for and holders of statewide offices in the executive branch and candidates for and holders of legislative offices must disclose the full name of the employer of an individual from whom the candidate or officeholder has accepted a loan (including a pledge of a loan) of \$500 or more during the reporting period. Other types of filers are not required to report this information but may do so.

14. DESCRIPTION OF COLLATERAL: If there is no collateral for the loan, check the “none” box and go to section 15. If there is collateral for the loan, enter a description of the collateral for the loan.

15. “Check if personal funds were deposited into political account” box: Check this box *only if* the loan is a deposit of your personal funds into an account in which political contributions are held as permitted by section 253.0351(c) of the Election Code. Political expenditures made from that loan, and any subsequent expenditures to reimburse the candidate or officeholder, must be reported as if they were made from political contributions. The reimbursement may not exceed the amount reported as a loan. Personal funds deposited in an account in which political contributions are held are subject to the personal use restrictions.

16. GUARANTOR INFORMATION: If there are no guarantors for the loan, check the “Not Applicable” box and go to the next loan. If you have no further loans to report, go to the next applicable schedule.

A person who guarantees all or part of a loan makes a reportable contribution in the amount of the guarantee. You must report such a contribution on this schedule, and not on the contributions schedule.

17. NAME OF GUARANTOR: Enter the full name of the person guaranteeing the loan. If the guarantor is an individual, enter the full first and last name and suffix (Jr., III, etc.) if applicable. If the guarantor is an entity, enter the full name of the entity.

18. GUARANTOR ADDRESS: Enter the complete address of the guarantor.

19. AMOUNT GUARANTEED: Enter the dollar amount of the loan that the guarantor has agreed to guarantee.

20. PRINCIPAL OCCUPATION: Enter the principal occupation of the guarantor.

21. EMPLOYER: Enter the employer of the guarantor.

SCHEDULE F1: POLITICAL EXPENDITURES FROM POLITICAL CONTRIBUTIONS

These instructions are for candidates and officeholders using SCHEDULE F1: POLITICAL EXPENDITURES FROM POLITICAL CONTRIBUTIONS.

Use this schedule to disclose information about political expenditures from political contributions that were made during the reporting period. Do not enter on this schedule unpaid incurred obligations, political expenditures made from personal funds, the purchase of investments from political contributions, expenditures made by credit card, or payments from political contributions made to a business that you own or control. (Report unpaid incurred obligations on Schedule F2; report expenditures from personal funds on Schedule G; report the purchase of investments from political contributions on Schedule F3; report expenditures made by credit card on Schedule F4; and report payments from political contributions made to a business that you own or control on Schedule H.)

Expenditures Made by Credit Card: Effective July 5, 2015, you must disclose expenditures charged to a credit card on Schedule F4 and *not* on this schedule. When you pay the credit card bill, you must disclose the payment to the credit card company on Schedule F1 (used for political payments from political contributions), Schedule G (used for political payments from personal funds), Schedule H (used for payments from political contributions made to a business that you own or control), or Schedule I (used for nonpolitical payments from political contributions), as applicable. See instructions for Schedule F4: [Expenditures Made by Credit Card](#) for more information.

See the *Campaign Finance Guide for Candidates and Officeholders* for important restrictions regarding the use of political funds to rent or purchase real property.

Itemization: You must enter expenditures paid to one individual or entity during a reporting period that in the aggregate exceed \$100 on this schedule. If you made more than one expenditure to the same payee, the total of which exceeded \$100, enter each expenditure separately. Although you are not required to do so, you may also report expenditures to one person that do not exceed \$100 in the period on this schedule. If you choose not to itemize expenditures of \$100 and less on this schedule, you must total all unitemized expenditures and report them on the Cover Sheet, page 2, section 17, line 3.

Each numbered item in these instructions corresponds to the same numbered item on the form.

- 1. TOTAL PAGES SCHEDULE F1:** After you have completed Schedule F1, count the total number of pages. Each side of a two-sided form counts as one page.
- 2. FILER NAME:** Enter your full name.
- 3. FILER ID:** See instructions for Cover Sheet, page 1, section 1.
- 4. DATE:** Enter the date the expenditure payment was made. Remember: Expenditure obligations you incurred in this reporting period *but have not yet paid* are entered on Schedule F2. Expenditures made by credit card are entered on Schedule F4.

5. PAYEE NAME: Enter the full name of the person to whom the expenditure was made.

Note: If you make an expenditure for goods or services to benefit another candidate, officeholder, or committee, enter the name of the vendor who sold you the goods or services. Do not enter the name of the person for whose benefit you made the expenditure. Include that information under section 8, “Purpose of Expenditure.”

6. AMOUNT: Enter the exact amount of the expenditure.

7. PAYEE ADDRESS: Enter the complete address of the person to whom the expenditure was made.

8. PURPOSE OF EXPENDITURE: You must disclose the purpose of the expenditure in two parts: Category and Description. Merely disclosing the category of goods, services, or other thing of value for which the expenditure is made does not adequately describe the purpose of an expenditure.

(a) Category: Select a category of goods, services, or other thing of value for which an expenditure is made. If none of the listed categories apply, select “Other” and enter your own category. Examples of acceptable categories include:

- Advertising Expense
- Accounting/Banking
- Consulting Expense
- Contributions/Donations Made By Candidate/Officeholder/Political Committee
- Credit Card Payment
- Event Expense
- Fees
- Food/Beverage Expense
- Gifts/Awards/Memorials Expense
- Legal Services
- Loan Repayment/Reimbursement
- Office Overhead/Rental Expense
- Polling Expense
- Printing Expense
- Salaries/Wages/Contract Labor
- Solicitation/Fundraising Expense
- Transportation Equipment and Related Expense
- Travel In District
- Travel Out Of District
- Other

(b) Description: Enter a brief statement or description of the candidate or officeholder activity that is conducted by making the expenditure. The brief statement or description must include the item or service purchased and must be sufficiently specific, when considered within the context of the description of the category, to make the reason for the expenditure clear. Merely disclosing the category of goods, services, or other thing of

value for which the expenditure is made does not adequately describe the purpose of an expenditure.

For examples of acceptable ways to disclose the purpose of an expenditure, please see the "Examples: Purpose of Expenditures" on page 46.

“Check if travel outside of Texas” box: Check this box if the expenditure is for travel outside of Texas. The description of a political expenditure for travel outside of the state of Texas must include detailed information. Please report this information on Schedule T.

“Check if Austin, TX, officeholder living expense” box: For expenditures made on or after July 1, 2014, check this box if the expenditure is an officeholder expense for living in Austin, Texas.

9. DIRECT CAMPAIGN EXPENDITURE TO BENEFIT CANDIDATE/OFFICEHOLDER:

If you made a direct campaign expenditure to benefit another candidate or officeholder, enter the full name of the candidate or officeholder and the name of the office sought or held, including the district, precinct, or other designation of the office, as applicable. (Attach additional sheets to list multiple candidates.) Do not complete this section if the expenditure was not a direct campaign expenditure.

A “direct campaign expenditure” to benefit another candidate is not a “political contribution” to that other candidate. A direct campaign expenditure is a campaign expenditure that you make on someone else’s behalf and without the prior consent or approval of that person. This is in contrast to a political contribution, which the person has the opportunity to accept or reject.

Example: If you made expenditures to prepare and distribute an endorsement letter in support of a candidate after first asking for and getting the candidate’s approval, you made an *in-kind contribution*. However, if you did not get the candidate’s approval *before* you made the expenditure, you made a *direct campaign expenditure*.

SCHEDULE F2: UNPAID INCURRED OBLIGATIONS

These instructions are for candidates and officeholders using SCHEDULE F2: UNPAID INCURRED OBLIGATIONS.

Use this schedule to disclose information about obligations to make an expenditure that you incurred during the reporting period but have not yet paid. Do not enter on this schedule obligations that were incurred and paid during the reporting period, or other outgoing funds. (Report obligations incurred and paid during the reporting period on Schedule F1, F3, G, H, or I as appropriate, and report expenditures made by credit card on Schedule F4.)

See the *Campaign Finance Guide for Candidates and Officeholders* for important restrictions regarding the use of political funds to rent or purchase real property.

Itemization: Itemization requirements differ depending on whether the unpaid incurred obligation is for a political or non-political expenditure.

Unpaid Incurred Political Obligations: You must enter political obligations incurred but not yet paid to one individual or entity during a reporting period that in the aggregate exceed \$100 on this schedule. If you incurred more than one obligation to the same payee, the total of which exceeded \$100, enter each expenditure separately. Although you are not required to do so, you may also report political obligations incurred to one person that do not exceed \$100 in the period on this schedule. If you choose not to itemize incurred political obligations of \$100 and less on this schedule, you must total all unitemized obligations and report them in section 4 of this Schedule. You must also include that amount in the total unitemized political expenditures of \$100 or less on C/OH Cover Sheet, page 2, section 17, line 3.

Unpaid Incurred Non-Political Obligations: You must enter non-political obligations incurred but not yet paid to one individual or entity during a reporting period on this schedule, regardless of the amount.

Each numbered item in these instructions corresponds to the same numbered item on the form.

- 1. TOTAL PAGES SCHEDULE F2:** After you have completed Schedule F2, count the total number of pages. Each side of a two-sided form counts as one page.
- 2. FILER NAME:** Enter your full name.
- 3. FILER ID:** See instructions for Cover Sheet, page 1, section 1.
- 4. TOTAL OF UNITEMIZED UNPAID INCURRED OBLIGATIONS:** Enter the total amount of political obligations incurred during the reporting period that do not exceed \$100 in the aggregate per person, unless itemized on this schedule. You are not required to itemize unpaid incurred political obligations of \$100 or less, but if you choose to do so, do not include those unpaid incurred obligations in the total you enter here.

5. DATE: Enter the date the obligation was incurred. Obligations you incurred *and* paid during the reporting period are not entered on this schedule.

6. PAYEE NAME: See instructions for Schedule F1, section 5.

Note: If you incurred an obligation for goods or services to benefit another candidate, officeholder, or committee, enter the name of the vendor of the goods or services. Do not enter the name of the person for whose benefit you incurred the obligation. Include that information under section 10, “Purpose of Expenditure.”

7. AMOUNT: Enter the exact amount of the incurred obligation.

8. PAYEE ADDRESS: Enter the complete address of the person to whom the obligation is owed.

9. TYPE OF EXPENDITURE: Check only one box to indicate whether the incurred obligation was political or non-political.

A non-political expenditure is an expenditure that is neither a campaign expenditure nor an officeholder expenditure. As a practical matter, *very few* expenditures made from political contributions are non-political expenditures. For instance, expenditures for administrative expenses, banking fees, and professional dues are typically political expenditures.

10. PURPOSE OF EXPENDITURE: See instructions for Schedule F1, section 8.

11. DIRECT CAMPAIGN EXPENDITURE TO BENEFIT CANDIDATE/OFFICEHOLDER:
See instructions for Schedule F1, section 9.

SCHEDULE F3: PURCHASE OF INVESTMENTS FROM POLITICAL CONTRIBUTIONS

These instructions are for candidates and officeholders using SCHEDULE F3: PURCHASE OF INVESTMENTS FROM POLITICAL CONTRIBUTIONS.

Use this schedule to disclose information about investments purchased from political contributions during the reporting period. Do not enter on this schedule political expenditures from political contributions, unpaid incurred obligations, expenditures made by credit card, political expenditures made from personal funds, or payments from political contributions made to a business that you own or control. (Report political expenditures from political contributions on Schedule F1; report unpaid incurred obligations on Schedule F2; report expenditures made by credit card on Schedule F4; report expenditures from personal funds on Schedule G; and report payments from political contributions made to a business that you own or control on Schedule H.)

See the *Campaign Finance Guide for Candidates and Officeholders* for important restrictions regarding the use of political funds to rent or purchase real property.

Itemization: You must enter investments purchased with political contributions during a reporting period that in the aggregate exceed \$100 on this schedule. Although you are not required to do so, you may also report investments purchased with political contributions that do not exceed \$100 in the period on this schedule.

Each numbered item in these instructions corresponds to the same numbered item on the form.

- 1. TOTAL PAGES SCHEDULE F3:** After you have completed Schedule F3, count the total number of pages. Each side of a two-sided form counts as one page.
- 2. FILER NAME:** Enter your full name.
- 3. FILER ID:** See instructions for Cover Sheet, page 1, section 1.
- 4. DATE:** Enter the date you purchased the investment.
- 5. NAME OF PERSON FROM WHOM INVESTMENT IS PURCHASED:** Enter the full name of the person or entity from whom you purchased the investment. If you purchased the investment from an individual, enter the full first and last name, and suffix (Jr., III, etc.) if applicable (title is optional). If you purchased the investment from an entity, enter the full name of the entity.
- 6. ADDRESS OF PERSON FROM WHOM INVESTMENT IS PURCHASED:** Enter the complete address of the person or entity from whom you purchased the investment.
- 7. DESCRIPTION OF INVESTMENT:** Enter a brief statement or description of the investment. For example, “Ten shares of stock in ABC company.”
- 8. AMOUNT OF INVESTMENT:** Enter the amount of the investment purchased.

SCHEDULE F4: EXPENDITURES MADE BY CREDIT CARD

These instructions are for candidates and officeholders using SCHEDULE F4: EXPENDITURES MADE BY CREDIT CARD.

Use this schedule to disclose information about expenditures made by a credit card. Effective July 5, 2015, you must disclose expenditures charged to a credit card on this schedule and identify the individual, entity, or vendor who receives payment from the credit card company. When you pay the credit card bill, you must disclose the payment to the credit card company on Schedule F1 (used for political payments from political contributions), Schedule G (used for political payments from personal funds), Schedule H (used for payments from political contributions made to a business that you own or control), or Schedule I (used for nonpolitical payments from political contributions), as applicable.

Do not enter on this schedule political expenditures from political contributions, unpaid incurred obligations, political expenditures made from personal funds, or payments from political contributions made to a business that you own or control. (Report political expenditures from political contributions on Schedule F1; report unpaid incurred obligations on Schedule F2; report the purchase of investments from political contributions on Schedule F3; report expenditures from personal funds on Schedule G; and report payments from political contributions made to a business that you own or control on Schedule H.)

For examples regarding the disclosure of expenditures made by credit card, please see “Examples: Reporting Expenditures Made by Credit Card” on page 42.

Itemization: Itemization requirements differ depending on whether the expenditure made by a credit card is for a political or non-political expenditure.

Political Expenditures Made by Credit Card: You must itemize political expenditures made by credit card that exceed \$100 (in the aggregate) to a single payee. If you made two or more expenditures to the same payee, the total of which exceeded \$100, enter each expenditure made by credit card separately. Although you are not required to do so, you may also report political expenditures made by credit card that do not exceed \$100 in the reporting period on this schedule. If you choose not to itemize political expenditures made by credit card of \$100 and less on this schedule, you must total all unitemized political expenditures and report them in section 4 of this Schedule. You must also include that amount in the total unitemized political expenditures of \$100 or less on C/OH Cover Sheet, page 2, section 17, line 3.

Non-Political Expenditures Made by Credit Card: You must itemize any non-political expenditure made by credit card, regardless of the amount.

Each numbered item in these instructions corresponds to the same numbered item on the form.

- 1. TOTAL PAGES SCHEDULE F4:** After you have completed Schedule F4, count the total number of pages. Each side of a two-sided form counts as one page.

2. **FILER NAME:** Enter your full name.
3. **FILER ID:** See instructions for Cover Sheet, page 1, section 1.
4. **TOTAL OF UNITEMIZED EXPENDITURES CHARGED TO A CREDIT CARD:** Enter the total amount of political expenditures charged to a credit card during the reporting period that do not exceed \$100 in the aggregate per person, unless itemized on this schedule. You are not required to itemize political expenditures made by credit card of \$100 or less, but if you choose to do so, do not include those political expenditures made by credit card in the total you enter here.
5. **DATE:** Enter the date you made the expenditure by credit card.

Note: There is a special reporting rule for expenditures made by credit card. For reports due 30 days and 8 days before an election (pre-election reports) and for runoff reports, the date of the credit card expenditure is the date the credit card is used. For other reports, the date of the credit card expenditure is either the date of the charge or the date the credit card statement is received. *A filer can never go wrong by disclosing the date of the expenditure as the date of the charge.*

6. **PAYEE NAME:** See instructions for Schedule F1, section 5. Disclose the name of the vendor who sold you the goods or services as the payee, NOT the credit card company. You do not report the name of the credit card company on this schedule.

Note: If you made an expenditure for goods or services to benefit another candidate, officeholder, or committee, enter the name of the vendor of the goods or services. Do not enter the name of the person for whose benefit you made the expenditure. Include that information under section 10, “Purpose of Expenditure.”

7. **AMOUNT:** Enter the amount of the credit card expenditure.
8. **PAYEE ADDRESS:** Enter the complete address of the payee of the credit card expenditure.
9. **TYPE OF EXPENDITURE:** Check only one box to indicate whether the credit card expenditure was political or non-political.

A non-political expenditure is an expenditure that is neither a campaign expenditure nor an officeholder expenditure. As a practical matter, *very few* expenditures made from political contributions are non-political expenditures. For instance, expenditures for administrative expenses, banking fees, and professional dues are typically political expenditures.

10. **PURPOSE OF EXPENDITURE:** See instructions for Schedule F1, section 8.

Note: Do not choose “Credit Card Payment” as the category for an expenditure made by credit card when an individual, entity, or vendor receives payment from the credit card company. Instead, choose the category that corresponds to the goods, services, or other thing of value purchased from the individual, entity, or vendor.

11. DIRECT CAMPAIGN EXPENDITURE TO BENEFIT CANDIDATE/OFFICEHOLDER:

See instructions for Schedule F1, section 9.

SCHEDULE G: POLITICAL EXPENDITURES MADE FROM PERSONAL FUNDS

These instructions are for candidates and officeholders using SCHEDULE G: POLITICAL EXPENDITURES MADE FROM PERSONAL FUNDS.

You may use this schedule to disclose information about political expenditures from personal funds that were made during the reporting period. Alternatively, you may choose to disclose political expenditures from personal funds as a loan on Schedule E (see the Schedule E instructions above for more information). Do not enter on this schedule information about personal funds deposited in an account in which political contributions are held as permitted by section 253.0351(c) of the Election Code. (Report the deposit of personal funds into a political account as a loan on Schedule E.)

Expenditures Made by Credit Card: Effective July 5, 2015, you must disclose expenditures charged to a credit card on Schedule F4 and *not* on this schedule. When you pay the credit card bill, you must disclose the payment to the credit card company on Schedule F1 (used for political payments from political contributions), Schedule G (used for political payments from personal funds), Schedule H (used for payments from political contributions made to a business that you own or control), or Schedule I (used for nonpolitical payments from political contributions), as applicable. See instructions for Schedule F4: [Expenditures Made by Credit Card](#) for more information.

If you intend to seek reimbursement *in any amount* from political contributions for a political expenditure made from personal funds, you must either report the expenditure on Schedule E or itemize the expenditure on this schedule and check the box in Section 6 to indicate that you intend to seek reimbursement from political contributions. ***You may not correct a report to allow reimbursement.*** When you reimburse yourself, disclose the reimbursement as an outgoing political expenditure on Schedule F1.

See the Campaign Finance Guide for important restrictions regarding the use of political funds to rent or purchase real property.

Itemization: If you choose to report political expenditures from personal funds on this schedule, you must itemize political expenditures paid to one individual or entity during a reporting period that in the aggregate exceed \$100 on this schedule. If you made more than one expenditure to the same payee, the total of which exceeded \$100, enter each expenditure separately. Although you are not required to do so, you may also report expenditures to one person that do not exceed \$100 in the period on this schedule. You must total all political expenditures from personal funds that you do not itemize on this schedule and include them in the total of unitemized political expenditures on the C/OH Cover Sheet, page 2, section 17, line 3.

Officeholder expenditures from personal funds for which you do not intend to seek reimbursement are not required to be reported on this schedule or included in the total of unitemized political expenditures.

Each numbered item in these instructions corresponds to the same numbered item on the form.

1. **TOTAL PAGES SCHEDULE G:** After you have completed Schedule G, count the total number of pages. Each side of a two-sided form counts as one page.
2. **FILER NAME:** Enter your full name.
3. **FILER ID:** See instructions for Cover Sheet, page 1, section 1.
4. **DATE:** Enter the date the expenditure was made.
5. **PAYEE NAME:** See instructions for Schedule F1, section 7.
6. **AMOUNT:** Enter the exact amount of the expenditure.

“Reimbursement from Political Contributions Intended” box: Check this box if you intend to reimburse yourself for the expenditure. (In order to be reimbursed from political contributions in any amount for an expenditure made out of personal funds, you must itemize the expenditure on this schedule and check this box or you must report the expenditure as a loan to yourself on Schedule E.)

7. **PAYEE ADDRESS:** Enter the complete address of the person to whom the expenditure was made.
8. **PURPOSE OF EXPENDITURE:** See instructions for Schedule F1, section 8.
9. **DIRECT CAMPAIGN EXPENDITURE TO BENEFIT CANDIDATE/OFFICEHOLDER:** See instructions for Schedule F1, section 9.

SCHEDULE H: PAYMENT FROM POLITICAL CONTRIBUTIONS TO A BUSINESS OF C/OH

These instructions are for candidates and officeholders using SCHEDULE H: PAYMENT FROM POLITICAL CONTRIBUTIONS TO A BUSINESS OF C/OH.

Use this schedule to disclose information about payments from political contributions that were made to a business in which you have an interest of more than 10%, a position on the governing body, or a position as an officer. Do not enter on this schedule other payments from political contributions made during the reporting period.

See the *Campaign Finance Guide for Candidates and Officeholders* for a discussion on the important restrictions on making and reporting payments from political contributions to a business in which you have an interest.

This schedule is for payments to a business in which you have one or more of the following interests or positions:

- 1) a participating interest of more than 10%;
- 2) a position on the governing body of the business; or
- 3) a position as an officer of the business.

Itemization: You must enter all payments from political contributions made to certain businesses (as defined above) of a candidate or officeholder made during the reporting period on this schedule, regardless of the amount.

Each numbered item in these instructions corresponds to the same numbered item on the form.

- 1. TOTAL PAGES SCHEDULE H:** After you have completed Schedule H, count the total number of pages. Each side of a two-sided form counts as one page.
- 2. FILER NAME:** Enter your full name.
- 3. FILER ID:** See instructions for Cover Sheet, page 1, section 1.
- 4. DATE:** Enter the date you made the payment.
- 5. BUSINESS NAME:** Enter the full name of the business to which you made the payment.
- 6. AMOUNT:** Enter the dollar amount of the payment.
- 7. BUSINESS ADDRESS:** Enter the complete address of the business to which you made the payment.
- 8. PURPOSE OF EXPENDITURE:** See instructions for Schedule F1, section 8.
- 9. DIRECT CAMPAIGN EXPENDITURE TO BENEFIT CANDIDATE/OFFICEHOLDER:** See instructions for Schedule F1, section 9.

SCHEDULE I: NON-POLITICAL EXPENDITURES MADE FROM POLITICAL CONTRIBUTIONS

These instructions are for candidates and officeholders using SCHEDULE I: NON-POLITICAL EXPENDITURES MADE FROM POLITICAL CONTRIBUTIONS.

Use this schedule to disclose information about non-political expenditures from political contributions made during the reporting period. Do not enter political expenditures on this schedule. Also, do not enter non-political expenditure obligations you incurred in this reporting period but have not yet paid or non-political expenditures made by credit card. (Report unpaid incurred obligations on Schedule F2; report expenditures made by a credit card on Schedule F4.)

Expenditures Made by Credit Card: Effective July 5, 2015, you must disclose non-political expenditures charged to a credit card on Schedule F4 and *not* on this schedule. When you pay the credit card bill, you must disclose the payment to the credit card company on Schedule F1 (used for political payments from political contributions), Schedule G (used for political payments from personal funds), Schedule H (used for payments from political contributions made to a business that you own or control), or Schedule I (used for nonpolitical payments from political contributions), as applicable. See instructions for Schedule F4: Expenditures Made by Credit Card for more information.

Itemization: You must enter all non-political expenditures from political contributions on this schedule, regardless of the amount. A non-political expenditure is an expenditure that is neither a campaign expenditure nor an officeholder expenditure. As a practical matter, *very few* expenditures made from political contributions are non-political expenditures. For instance, expenditures for administrative expenses, banking fees, and professional dues are typically political expenditures. You may not convert political contributions to personal use.

Each numbered item in these instructions corresponds to the same numbered item on the form.

- 1. TOTAL PAGES SCHEDULE I:** After you have completed Schedule I, count the total number of pages. Each side of a two-sided form counts as one page.
- 2. FILER NAME:** Enter your full name.
- 3. FILER ID:** See instructions for Cover Sheet, page 1, section 1.
- 4. DATE:** Enter the date the expenditure payment was made.
- 5. PAYEE NAME:** See instructions for Schedule F1, section 5.
- 6. AMOUNT:** Enter the exact amount of the expenditure payment.
- 7. PAYEE ADDRESS:** Enter the complete address of the person to whom the expenditure was made.
- 8. PURPOSE OF EXPENDITURE:** See instructions for Schedule F1, section 8.

SCHEDULE K: INTEREST, CREDITS, GAINS, REFUNDS, AND CONTRIBUTIONS RETURNED TO FILER

These instructions are for candidates and officeholders using SCHEDULE K: INTEREST, CREDITS, GAINS, REFUNDS, AND CONTRIBUTIONS RETURNED TO FILER.

Use this schedule to report information regarding any credit, interest, rebate, refund, reimbursement, or return of a deposit fee resulting from the use of a political contribution or an asset purchased with a political contribution, any proceeds of the sale of an asset purchased with a political contribution, the amount of which exceeds \$100, and any other gain from a political contribution received during the reporting period.

Itemization: You must enter interest, credits, gains, refunds and returned contributions received during a reporting period that in the aggregate exceed \$100 on this schedule. Although you are not required to do so, you may also report any credit/gain/refund, or interest that does not exceed \$100 in the period on this schedule.

Each numbered item in these instructions corresponds to the same numbered item on the form.

- 1. TOTAL PAGES SCHEDULE K:** After you have completed Schedule K, count the total number of pages. Each side of a two-sided form counts as one page.
- 2. FILER NAME:** Enter your full name.
- 3. FILER ID:** See instructions for Cover Sheet, page 1, section 1.
- 4. DATE:** Enter the date the credit/gain/refund was received or the interest was earned, as applicable.
- 5. NAME OF PERSON FROM WHOM AMOUNT IS RECEIVED:** Enter the full name of the person or business from whom the credit/gain/refund/returned contribution or interest was received.
- 6. ADDRESS OF PERSON FROM WHOM AMOUNT IS RECEIVED:** Enter the complete address of the person or business from whom the credit/gain/refund/returned contribution or interest was received.
- 7. PURPOSE FOR WHICH AMOUNT IS RECEIVED:** Enter a brief statement or description of the purpose for which the amount was received (for example, “phone service deposit return” “returned contribution” or “interest on savings account”).

“Check if political contribution returned to filer” box: If the incoming credit/gain was originally made by you in the form of a political contribution to another candidate or political committee and was returned to you in this reporting period, check this box.

- 8. AMOUNT:** Enter the exact dollar amount of the credit/gain/refund/returned contribution, or interest.

SCHEDULE T: IN-KIND CONTRIBUTIONS OR POLITICAL EXPENDITURES FOR TRAVEL OUTSIDE OF TEXAS

These instructions are for candidates and officeholders using SCHEDULE T: IN-KIND CONTRIBUTIONS OR POLITICAL EXPENDITURES FOR TRAVEL OUTSIDE OF TEXAS.

Use this schedule to disclose information about contributions accepted or expenditures made during the reporting period. In addition to completing this schedule, you must also report the actual contribution or expenditure on the appropriate schedule or form. The law requires detailed information regarding in-kind contributions or political expenditures for travel outside of the state of Texas.

Each numbered item in these instructions corresponds to the same numbered item on the form.

- 1. TOTAL PAGES SCHEDULE T:** After you have completed Schedule T, count the total number of pages. Each side of a two-sided form counts as one page.
- 2. FILER NAME:** Enter the full name of the candidate, committee, or party on whose report you are including this schedule.
- 3. FILER ID:** If you are filing with the Commission, enter your account number. If you do not file with the Commission, you are not required to enter an account number.
- 4. NAME OF CONTRIBUTOR / CORPORATION OR LABOR ORGANIZATION / PLEDGOR / PAYEE:** Enter the full name of the contributor / corporation or labor organization / pledgor / payee as it appears on the schedule or form on which you reported the actual contribution or expenditure.
- 5. CONTRIBUTION / EXPENDITURE REPORTED ON:** Check the appropriate box for the schedule or form on which you reported the actual contribution or expenditure.
- 6. DATES OF TRAVEL:** Enter the dates on which the travel occurred.
- 7. NAME OF PERSON(S) TRAVELING:** Enter the full name of the person or persons traveling on whose behalf the travel was accepted or on whose behalf the expenditure was made.
- 8. DEPARTURE CITY OR NAME OF DEPARTURE LOCATION:** Enter the name of the departure city or the name of each departure location.
- 9. DESTINATION CITY OR NAME OF DESTINATION LOCATION:** Enter the name of the destination city or the name of each destination location.
- 10. MEANS OF TRANSPORTATION:** Enter the method of travel (e.g., airplane, bus, boat, car, etc.)
- 11. PURPOSE OF TRAVEL:** Enter the campaign or officeholder purpose of the travel, including the name of a conference, seminar, or other event.

FORM C/OH-FR: DESIGNATION OF FINAL REPORT

These instructions are for candidates and officeholders using Form C/OH-FR: C/OH REPORT: DESIGNATION OF FINAL REPORT. A final report must include this form (Form C/OH-FR) and the CAMPAIGN FINANCE REPORT (Form C/OH) with the “Final Report” box checked on page 1, section 9. It must also include Schedules A1, A2, B, E, F1, F2, F3, F4, G, H, I, K, and T, as applicable.

GENERAL INFORMATION

For filing purposes, you are a “candidate” as long as you have an appointment of campaign treasurer on file. If you do not expect to accept any further campaign contributions or to make any further campaign expenditures, you may file a final report of contributions and expenditures. A final report terminates your appointment of campaign treasurer and relieves you of the obligation of filing further reports as a candidate.

If you do not have an appointment of campaign treasurer on file, you may not accept **campaign** contributions or make **campaign** expenditures. A payment on a campaign debt is a campaign expenditure. An officeholder who does not have an appointment of campaign treasurer on file may accept **officeholder** contributions and make **officeholder** expenditures.

The effect of filing a final report differs depending on whether you are an officeholder at the time you file a final report.

Officeholders Filing a Final Report: You will not have to worry about surplus political funds and assets until you cease to be an officeholder. You may still be required to file semiannual reports of contributions and expenditures as an officeholder. The only officeholders who are not required to file semiannual reports are local officeholders who do not exceed \$500 in contributions or expenditures during the reporting period.

If you cease to be an officeholder at a time when you do not have a campaign treasurer appointment on file, and you retain political contributions, interest or other income from political contributions, or assets purchased with political contributions or interest or other income from political contributions after filing the last required report as an officeholder, you **must** file an annual report of unexpended contributions not earlier than January 1 and not later than January 15 of each year following the year in which you filed the last required report as an officeholder. You may not retain these unexpended funds longer than six years after the date you ceased to be an officeholder. For information about important restrictions regarding the use and reporting of unexpended contributions, see the Campaign Finance Guide.

Non-Officeholders Filing a Final Report: You will no longer be required to file reports **unless** you retain political contributions, interest or other income from political contributions, or assets purchased with political contributions or interest or other income from political contributions. If you retain any of those items, you must file an annual report of unexpended contributions not earlier than January 1 and not later than January 15 of each year after the year in which you filed your final report. You may not retain these unexpended funds longer than six years after the date of filing a final report. For information about important restrictions regarding the use and reporting of unexpended contributions, see the Campaign Finance Guide.

COMPLETING THE FORM

Each numbered item in these instructions corresponds to the same numbered item on the form.

- 1. C/OH NAME:** Enter your full name.
- 2. FILER ID:** If you are filing with the Commission, enter your Filer ID. If you do not file with the Commission, you are not required to enter a Filer ID.
- 3. SIGNATURE:** You must sign this section to indicate that you understand the consequences of filing a final report.
- 4. FILER WHO IS NOT AN OFFICEHOLDER:** Complete this section if you are not an officeholder at the time of filing your final report. Be sure to check the appropriate box in both sections A and B and sign on the “Signature” line.
- 5. OFFICEHOLDER:** Complete this section if you are an officeholder at the time of filing your final report. You must check the box to indicate awareness of further filing requirements.

EXAMPLES: REPORTING EXPENDITURES MADE BY CREDIT CARD

This list is for illustrative purposes only. It is intended to provide helpful information and to assist filers in reporting expenditures made by credit card and payments made to credit card companies.

Example #1: Candidate Using Credit Card to Make Political Expenditures and Using Political Contributions to Pay the Credit Card Bill in the Same Reporting Period

A candidate for office uses her credit card to buy \$1,000 in campaign office supplies from an office store. During the same reporting period, the candidate uses her credit card to buy \$500 in political advertising signs from a sign company. During the same reporting period, the candidate makes a single payment from her political contributions account to pay the \$1,500 credit card bill.

To report that activity, the candidate would report all of the following on a campaign finance report (Form C/OH) covering the period in which she made the credit card charges and sent the payment to the credit card company:

1. For the credit card charges: a \$1,000 expenditure on the “Expenditures Made by Credit Card” Schedule (F4). The schedule identifies the office store as the payee of the expenditure and includes the address, date, amount, a category of the expenditure as “Office Overhead/Rental Expense,” and a description as “Campaign Office Supplies.” In Section 9 of the schedule, the box for “Political” is also checked. The candidate also reports the \$500 expenditure on the “Expenditures Made by Credit Card” Schedule and identifies the sign company as the payee of the expenditure and includes the address, date, amount, a category of the expenditure as “Advertising Expense,” and a description as “Political Advertising Signs.” In Section 9 of the schedule, the box for “Political” is also checked.
2. For the payment to the credit card company: a \$1,500 expenditure on the “Political Expenditures from Political Contributions” Schedule (F1). The schedule identifies the credit card company as the payee of the expenditure and includes the address, date, amount, a category of the expenditure as “Credit Card Payment,” and a description as “Payment of credit card bill for credit card expenditures.”
3. Both \$1,500 amounts reported on each schedule will also be included in the appropriate totals sections of Cover Sheet Pages 2 and 3.

Example #2: Candidate Using Credit Card to Make a Political Expenditure and Using Personal Funds to Pay the Credit Card Bill in the Same Reporting Period

A candidate for *non-judicial* office uses his credit card to purchase \$3,000 in political advertising materials from a print shop. During the same reporting period, the candidate makes a payment from his personal funds account to pay the \$3,000 credit card bill.

To report that activity, the candidate would report all of the following on a campaign finance report (Form C/OH) covering the period in which he made the credit card charge and sent the payment to the credit card company:

1. For the credit card charge: a \$3,000 expenditure on the “Expenditures Made by Credit Card” Schedule (F4). The schedule identifies the print shop as the payee of the expenditure and includes the address, date, amount, a category of the expenditure as “Advertising Expense,” and a description as “Political Advertising Materials.” In Section 9 of the schedule, the box for “Political” is also checked.
2. For the payment to the credit card company: a \$3,000 expenditure on the “Political Expenditures Made from Personal Funds” Schedule (G). The schedule identifies the credit card company as the payee of the expenditure and includes the address, date, amount, a category of the expenditure as “Credit Card Payment,” and a description as “Payment of credit card bill for political advertising materials.” If the candidate intends to seek reimbursement from political contributions, the candidate may also check the appropriate box in Section 6.
3. Both \$3,000 amounts reported on each schedule will also be included in the appropriate sections of Cover Sheet Pages 2 and 3.

Example #3: Political Committee Using Credit Card to Make a Political Expenditure and Using Political Contributions to Pay the Credit Card Bill in Different Reporting Periods

A general-purpose committee uses its credit card to buy \$500 in political advertising in a newspaper. The committee receives the statement from the credit card company but does not send a payment until after the reporting period ends. When the committee sends a payment to the credit card company, it makes a \$500 payment from its political contributions account.

To report the credit card charge, the committee’s campaign treasurer would report all of the following on a campaign finance report (Form GPAC) covering the period in which it made the credit card charge:

1. A \$500 expenditure on the “Expenditures Made by Credit Card” Schedule (F4). The schedule identifies the newspaper as the payee of the expenditure and includes the address, date, amount, a category of the expenditure as “Advertising Expense,” and a description as “Political Advertising.” In Section 9 of the schedule, the box for “Political” is also checked.
2. The \$500 amount reported on the “Expenditures Made by Credit Card” Schedule (F4) will also be included in the appropriate sections of Cover Sheet Pages 2 and 3.

To report the payment to the credit card company, the committee’s campaign treasurer would also report all of the following on a campaign finance report (Form GPAC) covering the period in which it made the payment to the credit card company:

1. A \$500 expenditure on the “Political Expenditures from Political Contributions” Schedule (F1). The schedule identifies the credit card company as the payee of the

expenditure and includes the address, date, amount, a category of the expenditure as “Credit Card Payment,” and a description as “Payment of credit card bill for political advertising.”

2. The \$500 amount reported on the “Political Expenditures from Political Contributions” Schedule (F1) will also be included in the appropriate sections of Cover Sheet Pages 2 and 3.

Example #4: Candidate Using Credit Card to Make a Political Expenditure and Using Political Contributions to Pay the Credit Card Bill in Different Reporting Periods

A candidate for *judicial* office uses her credit card to buy \$500 in political advertising in a newspaper. The candidate receives the statement from the credit card company but does not send a payment until after the reporting period ends. When the candidate sends a payment to the credit card company, she makes a \$500 payment from her political contributions account.

To report the credit card charge, the candidate would report all of the following on a campaign finance report (Form JC/OH) covering the period in which she made the credit card charge:

1. A \$500 expenditure on the “Expenditures Made by Credit Card” Schedule (F4). The schedule identifies the newspaper as the payee of the expenditure and includes the address, date, amount, a category of the expenditure as “Advertising Expense,” and a description as “Political Advertising.” In Section 9 of the schedule, the box for “Political” is also checked.
2. The \$500 amount reported on the “Expenditures Made by Credit Card” Schedule (F4) will also be included in the appropriate sections of Cover Sheet Pages 2 and 3.

To report the payment to the credit card company, the candidate would also report all of the following on a campaign finance report (Form JC/OH) covering the period in which the payment to the credit card company was made:

1. A \$500 expenditure on the “Political Expenditures from Political Contributions” Schedule (F1). The schedule identifies the credit card company as the payee of the expenditure and includes the address, date, amount, a category of the expenditure as “Credit Card Payment,” and a description as “Payment of credit card bill for political advertising.”
2. The \$500 amount reported on the “Political Expenditures from Political Contributions” Schedule (F1) will also be included in the appropriate sections of Cover Sheet Pages 2 and 3.

EXAMPLES: PURPOSE OF EXPENDITURES

This list is for illustrative purposes only. It is intended to provide helpful information and to assist filers in reporting the purpose of an expenditure. However, it is not, and is not intended to be, an exhaustive or an exclusive list of how a filer may permissibly report the purpose of an expenditure.

(1) Example: Candidate X is seeking the office of State Representative, District 2000. She purchases an airline ticket from ABC Airlines to attend a campaign rally within District 2000. The acceptable category for this expenditure is “travel in district.” The candidate activity that is accomplished by making the expenditure is to attend a campaign rally. An acceptable brief statement is “airline ticket to attend campaign event.”

(2) Example: Candidate X purchases an airline ticket to attend a campaign event outside of District 2000 but within Texas, the acceptable category is “travel out of district.” The candidate activity that is accomplished by making the expenditure is to attend a campaign event. An acceptable brief statement is “airline ticket to attend campaign or officeholder event.”

(3) Example: Candidate X purchases an airline ticket to attend an officeholder related seminar outside of Texas. The acceptable method for the purpose of this expenditure is by selecting the “travel out of district” category and completing the “Schedule T” (used to report travel outside of Texas).

(4) Example: Candidate X contracts with an individual to do various campaign related tasks such as work on a campaign phone bank, sign distribution, and staffing the office. The acceptable category is “salaries/wages/contract labor.” The candidate activity that is accomplished by making the expenditure is to compensate an individual working on the campaign. An acceptable brief statement is “contract labor for campaign services.”

(5) Example: Officeholder X is seeking re-election and makes an expenditure to purchase a vehicle to use for campaign purposes and permissible officeholder purposes. The acceptable category is “transportation equipment and related expenses” and an acceptable brief description is “purchase of campaign/officeholder vehicle.”

(6) Example: Candidate X makes an expenditure to repair a flat tire on a campaign vehicle purchased with political funds. The acceptable category is “transportation equipment and related expenses” and an acceptable brief description is “campaign vehicle repairs.”

(7) Example: Officeholder X purchases flowers for a constituent. The acceptable category is “gifts/awards/memorials expense” and an acceptable brief description is “flowers for constituent.”

(8) Example: Political Committee XYZ makes a political contribution to Candidate X. The acceptable category is “contributions/donations made by candidate/officeholder/political committee” and an acceptable brief description is “campaign contribution.”

(9) Example: Candidate X makes an expenditure for a filing fee to get his name on the ballot. The acceptable category is “fees” and an acceptable brief description is “candidate filing fee.”

(10) Example: Officeholder X makes an expenditure to attend a seminar related to performing a duty or engaging in an activity in connection with the office. The acceptable category is “fees” and an acceptable brief description is “attend officeholder seminar.”

(11) Example: Candidate X makes an expenditure for political advertising to be broadcast by radio. The acceptable category is “advertising expense” and an acceptable brief description is “political advertising.” Similarly, Candidate X makes an expenditure for political advertising to appear in a newspaper. The acceptable category is “advertising expense” and an acceptable brief description is “political advertising.”

(12) Example: Officeholder X makes expenditures for printing and postage to mail a letter to all of her constituents, thanking them for their participation during the legislative session. Acceptable categories are “advertising expense” OR “printing expense” and an acceptable brief description is “letter to constituents.”

(13) Example: Officeholder X makes an expenditure to pay the campaign office electric bill. The acceptable category is “office overhead/rental expense” and an acceptable brief description is “campaign office electric bill.”

(14) Example: Officeholder X makes an expenditure to purchase paper, postage, and other supplies for the campaign office. The acceptable category is “office overhead/rental expense” and an acceptable brief description is “campaign office supplies.”

(15) Example: Officeholder X makes an expenditure to pay the campaign office monthly rent. The acceptable category is “office overhead/rental expense” and an acceptable brief description is “campaign office rent.”

(16) Example: Candidate X hires a consultant for fundraising services. The acceptable category is “consulting expense” and an acceptable brief description is “campaign services.”

(17) Example: Candidate/Officeholder X pays his attorney for legal fees related to either campaign matters or officeholder matters. The acceptable category is “legal services” and an acceptable brief description is “legal fees for campaign” or “for officeholder matters.”

(18) Example: Candidate/Officeholder X makes food and beverage expenditures for a meeting with her constituents. The acceptable category is “food/beverage expense” and an acceptable brief statement is “meeting with constituents.”

(19) Example: Candidate X makes food and beverage expenditures for a meeting to discuss candidate issues. The acceptable category is “food/beverage expense” and an acceptable brief statement is “meeting to discuss campaign issues.”

(20) Example: Officeholder X makes food and beverage expenditures for a meeting to discuss officeholder issues. The acceptable category is “food/beverage expense” and an acceptable brief statement is “meeting to discuss officeholder issues.”

(21) Example: Candidate/Officeholder X makes food and beverage expenditures for a meeting to discuss campaign and officeholder issues. The acceptable category is “food/beverage expense” and an acceptable brief statement is “meeting to discuss campaign/officeholder issues.”

EXAMPLES: REPORTING EXPENDITURES FROM PERSONAL FUNDS

This list is for illustrative purposes only. It is intended to provide helpful information and to assist filers in reporting expenditures from personal funds.

If you intend to seek reimbursement of any amount from political contributions for a political expenditure made from your personal funds, you must report the expenditure in one of three ways. Keep in mind that this reporting system is not an accounting system and duplication of expenditures is not uncommon when reporting transactions related to expenditures made from personal funds.

Method #1: Itemize the expenditure on the “Political Expenditures Made from Personal Funds” schedule (Schedule G) and check the box to indicate that you intend to seek reimbursement from political contributions. You may not correct a report to allow reimbursement without subjecting yourself to a possible penalty. When you reimburse yourself, which could be months or years later, report the reimbursement on the “Political Expenditures” schedule (Schedule F1).

Example: On December 1, 2007, Candidate A spends \$500 of her own personal funds to purchase political advertising signs. She reports the expenditure to the vendor on Schedule G and checks the box to indicate that reimbursement is intended. One year later, Candidate A reimburses herself from political contributions. She reports the reimbursement on Schedule F1. Candidate A is the payee and the purpose of the expenditure is to reimburse herself for a political expenditure made from personal funds on December 1, 2007.

If you intend to seek reimbursement from political contributions for a political expenditure of any amount made from personal funds, you must itemize the expenditure on Schedule G.

Method #2: Report the political expenditures made from your personal funds as a loan to your campaign on the “Loans” schedule (Schedule E). Next, report the political expenditures made from that loan as if they were made from political funds (report on Schedules F1, F2, F3, F4, or H as appropriate). Do NOT report political expenditures made from the loan on Schedule G. The amount you report as a loan in a reporting period may NOT exceed the amount you actually spent from personal funds in that reporting period. In other words, do not report a \$100,000 loan to your campaign if the amount actually spent from personal funds in the reporting period was \$5,000. When you reimburse yourself, which could be months or years later, report the reimbursement on the Schedule F1.

Example: In one reporting period, Candidate B spends \$5,000 of his own personal funds to purchase political advertising materials. He spends \$3,000 at Business One and \$2,000 at Business Two. He reports the expenditures as a \$5,000 loan on Schedule E and then itemizes each of the two expenditures as a political expenditure on Schedule F1. A year later, Candidate B reimburses himself from political contributions by disclosing the reimbursement on Schedule F1. He reports the reimbursement on Schedule F1. The payee in this instance is Candidate B, the category of the expenditure is “Loan

Repayment/Reimbursement,” and “political expenditure made from personal funds reported as a loan” is an acceptable brief description.

Method #3: Deposit personal funds in an account in which your political contributions are maintained and report that amount as a loan on the "Loans" schedule (Schedule E). Next, report the political expenditures made from that loan as if they were made from political funds (report on Schedules F1, F2, F3, or H as appropriate). When you reimburse yourself, which could be months or years later, report the reimbursement on the Schedule F1. The reimbursement may not exceed the amount reported as a loan. Personal funds deposited in an account in which political contributions are held are subject to the personal use restriction.)

Example: In one reporting period, Candidate C opens a campaign bank account and deposits \$5,000 of her own personal funds into the account. She makes one \$3,000 expenditure for political advertising. Candidate C has no other activity in the reporting period. She reports the \$5,000 as a loan on Schedule E, itemizes the \$3,000 expenditure for the political advertising on Schedule F1, and includes the remaining \$2,000 on her contributions maintained at the end of the reporting period total. A year later, Candidate C reimburses herself from political contributions by disclosing the reimbursement on Schedule F1. The payee in this instance is Candidate C, the category of expenditure is "Loan Repayment/Reimbursement," and "political expenditure made from personal funds reported as a loan" is an acceptable brief description.

EXAMPLES: REPORTING STAFF REIMBURSEMENT

This list is for illustrative purposes only. It is intended to provide helpful information and to assist filers in reporting staff reimbursements.

When a staff member makes political payment(s) out of his or her personal funds, how you disclose the payment(s) depends on two things: 1) the aggregate total of those payments in the reporting period; and 2) whether or not you reimburse the staff worker in the same reporting period.

Example #1: The payment out of the staff worker's personal funds does not exceed \$5,000 in the reporting period **and** you reimburse the staff worker from political funds in the same reporting period – You will simply itemize the payment (if over the \$100 itemization threshold) on Schedule F1 as if you made the expenditure directly to the vendor out of your political funds, with the name of the vendor who sold the goods or services as the payee for the expenditure. **Do not** disclose as the payee the name of your staff worker.

Example #2: The payment(s) out of the staff worker's personal funds are over \$5,000 in the aggregate in the reporting period **and** you reimburse the staff worker from political funds in the same reporting period – You will use a 3-step process, disclosing everything on the same report: (1) On Schedule E, disclose the total amount paid from the staff worker's personal funds as a loan from the staff worker to your campaign; (2) On Schedule F1, itemize the payments made by your staff worker separately, with the names of the vendors who sold the goods or services to your staff worker as the payees for the expenditures. **Do not** disclose as the payee the name of your staff worker; and (3) On Schedule F1, disclose the payment to your staff worker for the reimbursement of the loan.

Example #3: The payment(s) out of the staff worker's personal funds do not exceed \$5,000 in the aggregate in the reporting period **but** you reimburse the staff worker from political funds in a different reporting period – You will use a 3-step process, disclosing steps 1 and 2 on the same report and step 3 later, when the reimbursement occurs: (1) On Schedule E, disclose the total amount paid from the staff worker's personal funds as a loan from the staff worker to your campaign; (2) On Schedule F1, itemize the payments made by your staff worker separately, with the names of the vendors who sold the goods or services to your staff worker as the payees for the expenditures. **Do not** disclose as the payee the name of your staff worker; and (3) When you reimburse your staff worker, if ever, disclose on Schedule F1 of the report covering the period in which the reimbursement occurs the payment to your staff worker for the reimbursement of the loan.

CANDIDATE / OFFICEHOLDER CAMPAIGN FINANCE REPORT

**FORM C/OH
COVER SHEET PG 1**

The C/OH Instruction Guide explains how to complete this form.

1 Filer ID (Ethics Commission Filers)

2 Total pages filed:

3 CANDIDATE / OFFICEHOLDER NAME	MS / MRS / MR	FIRST	MI	OFFICE USE ONLY		
	NICKNAME	LAST	SUFFIX			
	Date Received					
	Date Hand-delivered or Date Postmarked					
4 CANDIDATE / OFFICEHOLDER MAILING ADDRESS <input type="checkbox"/> Change of Address	ADDRESS / PO BOX; APT / SUITE #; CITY; STATE; ZIP CODE					
5 CANDIDATE / OFFICEHOLDER PHONE	AREA CODE	PHONE NUMBER	EXTENSION			
	()					
6 CAMPAIGN TREASURER NAME	MS / MRS / MR	FIRST	MI	Receipt #	Amount \$	
	NICKNAME	LAST	SUFFIX	Date Processed		
	Date Imaged					
7 CAMPAIGN TREASURER ADDRESS (Residence or Business)	STREET ADDRESS (NO PO BOX PLEASE); APT / SUITE #; CITY; STATE; ZIP CODE					
8 CAMPAIGN TREASURER PHONE	AREA CODE	PHONE NUMBER	EXTENSION			
	()					
9 REPORT TYPE	<input type="checkbox"/> January 15	<input type="checkbox"/> 30th day before election	<input type="checkbox"/> Runoff	<input type="checkbox"/> 15th day after campaign treasurer appointment (Officeholder Only)		
	<input type="checkbox"/> July 15	<input type="checkbox"/> 8th day before election	<input type="checkbox"/> Exceeded \$500 limit	<input type="checkbox"/> Final Report (Attach C/OH - FR)		
10 PERIOD COVERED	Month	Day	Year	Month	Day	Year
	/	/		THROUGH	/	/
11 ELECTION	ELECTION DATE			ELECTION TYPE		
	Month	Day	Year	<input type="checkbox"/> Primary	<input type="checkbox"/> Runoff	<input type="checkbox"/> Other Description
			<input type="checkbox"/> General	<input type="checkbox"/> Special		
12 OFFICE	OFFICE HELD (if any)			13 OFFICE SOUGHT (if known)		

GO TO PAGE 2

CANDIDATE / OFFICEHOLDER CAMPAIGN FINANCE REPORT

**FORM C/OH
COVER SHEET PG 2**

14 C/OH NAME	15 Filer ID (Ethics Commission Filers)
---------------------	---

16 NOTICE FROM POLITICAL COMMITTEE(S) <input type="checkbox"/> Additional Pages	THIS BOX IS FOR NOTICE OF POLITICAL CONTRIBUTIONS ACCEPTED OR POLITICAL EXPENDITURES MADE BY POLITICAL COMMITTEES TO SUPPORT THE CANDIDATE / OFFICEHOLDER. <i>THESE EXPENDITURES MAY HAVE BEEN MADE WITHOUT THE CANDIDATE'S OR OFFICEHOLDER'S KNOWLEDGE OR CONSENT.</i> CANDIDATES AND OFFICEHOLDERS ARE REQUIRED TO REPORT THIS INFORMATION ONLY IF THEY RECEIVE NOTICE OF SUCH EXPENDITURES.	
	COMMITTEE TYPE <input type="checkbox"/> GENERAL <input type="checkbox"/> SPECIFIC	COMMITTEE NAME
		COMMITTEE ADDRESS
		COMMITTEE CAMPAIGN TREASURER NAME
		COMMITTEE CAMPAIGN TREASURER ADDRESS

17 CONTRIBUTION TOTALS	1. TOTAL POLITICAL CONTRIBUTIONS OF \$50 OR LESS (OTHER THAN PLEDGES, LOANS, OR GUARANTEES OF LOANS), UNLESS ITEMIZED	\$
	2. TOTAL POLITICAL CONTRIBUTIONS (OTHER THAN PLEDGES, LOANS, OR GUARANTEES OF LOANS)	\$
EXPENDITURE TOTALS	3. TOTAL POLITICAL EXPENDITURES OF \$100 OR LESS, UNLESS ITEMIZED	\$
	4. TOTAL POLITICAL EXPENDITURES	\$
CONTRIBUTION BALANCE	5. TOTAL POLITICAL CONTRIBUTIONS MAINTAINED AS OF THE LAST DAY OF REPORTING PERIOD	\$
OUTSTANDING LOAN TOTALS	6. TOTAL PRINCIPAL AMOUNT OF ALL OUTSTANDING LOANS AS OF THE LAST DAY OF THE REPORTING PERIOD	\$

18 AFFIDAVIT

I swear, or affirm, under penalty of perjury, that the accompanying report is true and correct and includes all information required to be reported by me under Title 15, Election Code.

Signature of Candidate or Officeholder

AFFIX NOTARY STAMP / SEAL ABOVE

Sworn to and subscribed before me, by the said _____, this the _____ day of _____, 20_____, to certify which, witness my hand and seal of office.

Signature of officer administering oath Printed name of officer administering oath Title of officer administering oath

SUBTOTALS - C/OH

FORM C/OH COVER SHEET PG 3

19 FILER NAME	20 Filer ID (Ethics Commission Filers)
----------------------	---

	21 SCHEDULE SUBTOTALS NAME OF SCHEDULE	SUBTOTAL AMOUNT
1.	<input type="checkbox"/> SCHEDULE A1: MONETARY POLITICAL CONTRIBUTIONS	\$
2.	<input type="checkbox"/> SCHEDULE A2: NON-MONETARY (IN-KIND) POLITICAL CONTRIBUTIONS	\$
3.	<input type="checkbox"/> SCHEDULE B: PLEDGED CONTRIBUTIONS	\$
4.	<input type="checkbox"/> SCHEDULE E: LOANS	\$
5.	<input type="checkbox"/> SCHEDULE F1: POLITICAL EXPENDITURES MADE FROM POLITICAL CONTRIBUTIONS	\$
6.	<input type="checkbox"/> SCHEDULE F2: UNPAID INCURRED OBLIGATIONS	\$
7.	<input type="checkbox"/> SCHEDULE F3: PURCHASE OF INVESTMENTS MADE FROM POLITICAL CONTRIBUTIONS	\$
8.	<input type="checkbox"/> SCHEDULE F4: EXPENDITURES MADE BY CREDIT CARD	\$
9.	<input type="checkbox"/> SCHEDULE G: POLITICAL EXPENDITURES MADE FROM PERSONAL FUNDS	\$
10.	<input type="checkbox"/> SCHEDULE H: PAYMENT MADE FROM POLITICAL CONTRIBUTIONS TO A BUSINESS OF C/OH	\$
11.	<input type="checkbox"/> SCHEDULE I: NON-POLITICAL EXPENDITURES MADE FROM POLITICAL CONTRIBUTIONS	\$
12.	<input type="checkbox"/> SCHEDULE K: INTEREST, CREDITS, GAINS, REFUNDS, AND CONTRIBUTIONS RETURNED TO FILER	\$

MONETARY POLITICAL CONTRIBUTIONS

SCHEDULE A1

The Instruction Guide explains how to complete this form.		1 Total pages Schedule A1:
2 FILER NAME		3 Filer ID (Ethics Commission Filers)
4 Date	5 Full name of contributor <input type="checkbox"/> out-of-state PAC (ID#: _____) 6 Contributor address; City; State; Zip Code	7 Amount of contribution (\$)
8 Principal occupation / Job title (See Instructions)		9 Employer (See Instructions)
Date	Full name of contributor <input type="checkbox"/> out-of-state PAC (ID#: _____) Contributor address; City; State; Zip Code	Amount of contribution (\$)
Principal occupation / Job title (See Instructions)		Employer (See Instructions)
Date	Full name of contributor <input type="checkbox"/> out-of-state PAC (ID#: _____) Contributor address; City; State; Zip Code	Amount of contribution (\$)
Principal occupation / Job title (See Instructions)		Employer (See Instructions)
Date	Full name of contributor <input type="checkbox"/> out-of-state PAC (ID#: _____) Contributor address; City; State; Zip Code	Amount of contribution (\$)
Principal occupation / Job title (See Instructions)		Employer (See Instructions)

ATTACH ADDITIONAL COPIES OF THIS SCHEDULE AS NEEDED
 If contributor is out-of-state PAC, please see instruction guide for additional reporting requirements.

NON-MONETARY (IN-KIND) POLITICAL CONTRIBUTIONS

SCHEDULE A2

The Instruction Guide explains how to complete this form.		1 Total pages Schedule A2:	
2 FILER NAME		3 Filer ID (Ethics Commission Filers)	
4 TOTAL OF UNITEMIZED IN-KIND POLITICAL CONTRIBUTIONS		\$	
5 Date	6 Full name of contributor <input type="checkbox"/> out-of-state PAC (ID#: _____)	8 Amount of Contribution \$	9 In-kind contribution description
	7 Contributor address; City; State; Zip Code		
<input type="checkbox"/> Check if travel outside of Texas. Complete Schedule T.			
10 Principal occupation / Job title (FOR NON-JUDICIAL) (See Instructions)		11 Employer (FOR NON-JUDICIAL) (See Instructions)	
12 Contributor's principal occupation (FOR JUDICIAL)		13 Contributor's job title (FOR JUDICIAL) (See Instructions)	
14 Contributor's employer/law firm (FOR JUDICIAL)		15 Law firm of contributor's spouse (if any) (FOR JUDICIAL)	
16 If contributor is a child, law firm of parent(s) (if any) (FOR JUDICIAL)			
Date	Full name of contributor <input type="checkbox"/> out-of-state PAC (ID#: _____)	Amount of Contribution \$	In-kind contribution description
	Contributor address; City; State; Zip Code		
<input type="checkbox"/> Check if travel outside of Texas. Complete Schedule T.			
Principal occupation / Job title (FOR NON-JUDICIAL) (See Instructions)		Employer (FOR NON-JUDICIAL) (See Instructions)	
Contributor's principal occupation (FOR JUDICIAL)		Contributor's job title (FOR JUDICIAL) (See Instructions)	
Contributor's employer/law firm (FOR JUDICIAL)		Law firm of contributor's spouse (if any) (FOR JUDICIAL)	
If contributor is a child, law firm of parent(s) (if any) (FOR JUDICIAL)			

ATTACH ADDITIONAL COPIES OF THIS SCHEDULE AS NEEDED
If contributor is out-of-state PAC, please see instruction guide for additional reporting requirements.

PLEGGED CONTRIBUTIONS

SCHEDULE B

The Instruction Guide explains how to complete this form.		1 Total pages Schedule B:	
2 FILER NAME		3 Filer ID (Ethics Commission Filers)	
4 TOTAL OF UNITEMIZED PLEDGES		\$	
5 Date	6 Full name of pledgor <input type="checkbox"/> out-of-state PAC (ID#: _____) 7 Pledgor address; City; State; Zip Code	8 Amount of Pledge \$	9 In-kind contribution description
		<input type="checkbox"/> Check if travel outside of Texas. Complete Schedule T.	
10 Principal occupation / Job title (See Instructions)		11 Employer (See Instructions)	
Date	Full name of pledgor <input type="checkbox"/> out-of-state PAC (ID#: _____) Pledgor address; City; State; Zip Code	Amount of Pledge \$	In-kind contribution description
		<input type="checkbox"/> Check if travel outside of Texas. Complete Schedule T.	
Principal occupation / Job title (See Instructions)		Employer (See Instructions)	
Date	Full name of pledgor <input type="checkbox"/> out-of-state PAC (ID#: _____) Pledgor address; City; State; Zip Code	Amount of Pledge \$	In-kind contribution description
		<input type="checkbox"/> Check if travel outside of Texas. Complete Schedule T.	
Principal occupation / Job title (See Instructions)		Employer (See Instructions)	
Date	Full name of pledgor <input type="checkbox"/> out-of-state PAC (ID#: _____) Pledgor address; City; State; Zip Code	Amount of Pledge \$	In-kind contribution description
		<input type="checkbox"/> Check if travel outside of Texas. Complete Schedule T.	
Principal occupation / Job title (See Instructions)		Employer (See Instructions)	

ATTACH ADDITIONAL COPIES OF THIS SCHEDULE AS NEEDED
If contributor is out-of-state PAC, please see instruction guide for additional reporting requirements.

LOANS

SCHEDULE E

The Instruction Guide explains how to complete this form.

1 Total pages Schedule E:

2 FILER NAME

3 Filer ID (Ethics Commission Filers)

4 TOTAL OF UNITEMIZED LOANS

\$

5 Date of loan

7 Name of lender out-of-state PAC (ID#: _____)

9 Loan Amount (\$)

6 Is lender a financial Institution?
Y N

8 Lender address; City; State; Zip Code

10 Interest rate

11 Maturity date

12 Principal occupation / Job title (See Instructions)

13 Employer (See Instructions)

14 Description of Collateral

none

15 Check if personal funds were deposited into political account (See Instructions)

16 GUARANTOR INFORMATION

17 Name of guarantor

19 Amount Guaranteed (\$)

18 Guarantor address; City; State; Zip Code

not applicable

20 Principal Occupation (See Instructions)

21 Employer (See Instructions)

Date of loan

Name of lender out-of-state PAC (ID#: _____)

Loan Amount (\$)

Is lender a financial Institution?
Y N

Lender address; City; State; Zip Code

Interest rate

Maturity date

Principal occupation / Job title (See Instructions)

Employer (See Instructions)

Description of Collateral

none

Check if personal funds were deposited into political account (See Instructions)

GUARANTOR INFORMATION

Name of guarantor

Amount Guaranteed (\$)

Guarantor address; City; State; Zip Code

not applicable

Principal Occupation (See Instructions)

Employer (See Instructions)

ATTACH ADDITIONAL COPIES OF THIS SCHEDULE AS NEEDED

If lender is out-of-state PAC, please see instruction guide for additional reporting requirements.

POLITICAL EXPENDITURES MADE FROM POLITICAL CONTRIBUTIONS

SCHEDULE F1

EXPENDITURE CATEGORIES FOR BOX 8(a)

Advertising Expense
Accounting/Banking
Consulting Expense
Contributions/Donations Made By
Candidate/Officeholder/Political Committee
Credit Card Payment

Event Expense
Fees
Food/Beverage Expense
Gift/Awards/Memorials Expense
Legal Services

Loan Repayment/Reimbursement
Office Overhead/Rental Expense
Polling Expense
Printing Expense
Salaries/Wages/Contract Labor

Solicitation/Fundraising Expense
Transportation Equipment & Related Expense
Travel In District
Travel Out Of District
Other (enter a category not listed above)

The Instruction Guide explains how to complete this form.

1 Total pages Schedule F1:	2 FILER NAME	3 Filer ID (Ethics Commission Filers)
4 Date	5 Payee name	
6 Amount (\$)	7 Payee address; City; State; Zip Code	
PURPOSE OF EXPENDITURE	(a) Category (See Categories listed at the top of this schedule)	(b) Description <input type="checkbox"/> Check if travel outside of Texas. Complete Schedule T. <input type="checkbox"/> Check if Austin, TX, officeholder living expense
	9 Complete <u>ONLY</u> if direct expenditure to benefit C/OH <div style="display: flex; justify-content: space-between;"> Candidate / Officeholder name Office sought Office held </div>	
Date	Payee name	
Amount (\$)	Payee address; City; State; Zip Code	
PURPOSE OF EXPENDITURE	Category (See Categories listed at the top of this schedule)	Description <input type="checkbox"/> Check if travel outside of Texas. Complete Schedule T. <input type="checkbox"/> Check if Austin, TX, officeholder living expense
	9 Complete <u>ONLY</u> if direct expenditure to benefit C/OH <div style="display: flex; justify-content: space-between;"> Candidate / Officeholder name Office sought Office held </div>	
Date	Payee name	
Amount (\$)	Payee address; City; State; Zip Code	
PURPOSE OF EXPENDITURE	Category (See Categories listed at the top of this schedule)	Description <input type="checkbox"/> Check if travel outside of Texas. Complete Schedule T. <input type="checkbox"/> Check if Austin, TX, officeholder living expense
	9 Complete <u>ONLY</u> if direct expenditure to benefit C/OH <div style="display: flex; justify-content: space-between;"> Candidate / Officeholder name Office sought Office held </div>	
Date	Payee name	
Amount (\$)	Payee address; City; State; Zip Code	
PURPOSE OF EXPENDITURE	Category (See Categories listed at the top of this schedule)	Description <input type="checkbox"/> Check if travel outside of Texas. Complete Schedule T. <input type="checkbox"/> Check if Austin, TX, officeholder living expense
	9 Complete <u>ONLY</u> if direct expenditure to benefit C/OH <div style="display: flex; justify-content: space-between;"> Candidate / Officeholder name Office sought Office held </div>	

ATTACH ADDITIONAL COPIES OF THIS SCHEDULE AS NEEDED

UNPAID INCURRED OBLIGATIONS

SCHEDULE F2

EXPENDITURE CATEGORIES FOR BOX 10(a)

Advertising Expense	Event Expense	Loan Repayment/Reimbursement	Solicitation/Fundraising Expense
Accounting/Banking	Fees	Office Overhead/Rental Expense	Transportation Equipment & Related Expense
Consulting Expense	Food/Beverage Expense	Polling Expense	Travel In District
Contributions/Donations Made By	Gift/Awards/Memorials Expense	Printing Expense	Travel Out Of District
Candidate/Officeholder/Political Committee	Legal Services	Salaries/Wages/Contract Labor	Other (enter a category not listed above)

The Instruction Guide explains how to complete this form.

1 Total pages Schedule F2:	2 FILER NAME	3 Filer ID (Ethics Commission Filers)
-----------------------------------	---------------------	--

4 TOTAL OF UNITEMIZED UNPAID INCURRED OBLIGATIONS	\$
--	----

5 Date	6 Payee name
---------------	---------------------

7 Amount (\$)	8 Payee address; City; State; Zip Code
----------------------	---

9 TYPE OF EXPENDITURE	<input type="checkbox"/> Political	<input type="checkbox"/> Non-Political
------------------------------	------------------------------------	--

10 PURPOSE OF EXPENDITURE	(a) Category (See Categories listed at the top of this schedule)	(b) Description
		<input type="checkbox"/> Check if travel outside of Texas. Complete Schedule T. <input type="checkbox"/> Check if Austin, TX, officeholder living expense

11 Complete <u>ONLY</u> if direct expenditure to benefit C/OH	Candidate / Officeholder name	Office sought	Office held
--	-------------------------------	---------------	-------------

Date	Payee name
------	------------

Amount (\$)	Payee address; City; State; Zip Code
-------------	--------------------------------------

TYPE OF EXPENDITURE	<input type="checkbox"/> Political	<input type="checkbox"/> Non-Political
----------------------------	------------------------------------	--

PURPOSE OF EXPENDITURE	Category (See Categories listed at the top of this schedule)	Description
		<input type="checkbox"/> Check if travel outside of Texas. Complete Schedule T. <input type="checkbox"/> Check if Austin, TX, officeholder living expense

Complete <u>ONLY</u> if direct expenditure to benefit C/OH	Candidate / Officeholder name	Office sought	Office held
--	-------------------------------	---------------	-------------

--

ATTACH ADDITIONAL COPIES OF THIS SCHEDULE AS NEEDED

PURCHASE OF INVESTMENTS MADE FROM POLITICAL CONTRIBUTIONS

SCHEDULE F3

The Instruction Guide explains how to complete this form.		1 Total pages Schedule F3:
2 FILER NAME		3 Filer ID (Ethics Commission Filers)
4 Date	5 Name of person from whom investment is purchased 6 Address of person from whom investment is purchased; City; State; Zip Code	
	7 Description of investment	
	8 Amount of investment (\$)	
Date	Name of person from whom investment is purchased Address of person from whom investment is purchased; City; State; Zip Code	
	Description of investment	
	Amount of investment (\$)	
ATTACH ADDITIONAL COPIES OF THIS SCHEDULE AS NEEDED		

EXPENDITURES MADE BY CREDIT CARD

SCHEDULE F4

EXPENDITURE CATEGORIES FOR BOX 10(a)

Advertising Expense	Event Expense	Loan Repayment/Reimbursement	Solicitation/Fundraising Expense
Accounting/Banking	Fees	Office Overhead/Rental Expense	Transportation Equipment & Related Expense
Consulting Expense	Food/Beverage Expense	Polling Expense	Travel In District
Contributions/Donations Made By	Gift/Awards/Memorials Expense	Printing Expense	Travel Out Of District
Candidate/Officeholder/Political Committee	Legal Services	Salaries/Wages/Contract Labor	Other (enter a category not listed above)

The Instruction Guide explains how to complete this form.

1 Total pages Schedule F4:	2 FILER NAME	3 Filer ID (Ethics Commission Filers)
-----------------------------------	---------------------	--

4 TOTAL OF UNITEMIZED EXPENDITURES CHARGED TO A CREDIT CARD	\$
--	----

5 Date	6 Payee name
---------------	---------------------

7 Amount (\$)	8 Payee address; City; State; Zip Code
----------------------	---

9 TYPE OF EXPENDITURE	<input type="checkbox"/> Political	<input type="checkbox"/> Non-Political	
------------------------------	------------------------------------	--	--

10 PURPOSE OF EXPENDITURE	(a) Category (See Categories listed at the top of this schedule)	(b) Description <input type="checkbox"/> Check if travel outside of Texas. Complete Schedule T. <input type="checkbox"/> Check if Austin, TX, officeholder living expense
----------------------------------	---	--

11 Complete <u>ONLY</u> if direct expenditure to benefit C/OH	Candidate / Officeholder name	Office sought	Office held
--	-------------------------------	---------------	-------------

Date	Payee name
------	------------

Amount (\$)	Payee address; City; State; Zip Code
-------------	--------------------------------------

TYPE OF EXPENDITURE	<input type="checkbox"/> Political	<input type="checkbox"/> Non-Political	
----------------------------	------------------------------------	--	--

PURPOSE OF EXPENDITURE	Category (See Categories listed at the top of this schedule)	Description <input type="checkbox"/> Check if travel outside of Texas. Complete Schedule T. <input type="checkbox"/> Check if Austin, TX, officeholder living expense
-------------------------------	--	---

Complete <u>ONLY</u> if direct expenditure to benefit C/OH	Candidate / Officeholder name	Office sought	Office held
--	-------------------------------	---------------	-------------

--

ATTACH ADDITIONAL COPIES OF THIS SCHEDULE AS NEEDED

POLITICAL EXPENDITURES MADE FROM PERSONAL FUNDS

SCHEDULE G

EXPENDITURE CATEGORIES FOR BOX 8(a)

Advertising Expense	Event Expense	Loan Repayment/Reimbursement	Solicitation/Fundraising Expense
Accounting/Banking	Fees	Office Overhead/Rental Expense	Transportation Equipment & Related Expense
Consulting Expense	Food/Beverage Expense	Polling Expense	Travel In District
Contributions/Donations Made By	Gift/Awards/Memorials Expense	Printing Expense	Travel Out Of District
Candidate/Officeholder/Political Committee	Legal Services	Salaries/Wages/Contract Labor	Other (enter a category not listed above)
Credit Card Payment			

The Instruction Guide explains how to complete this form.

1 Total pages Schedule G:	2 FILER NAME	3 Filer ID (Ethics Commission Filers)
----------------------------------	---------------------	--

4 Date	5 Payee name
---------------	---------------------

6 Amount (\$)	7 Payee address; City; State; Zip Code
<input type="checkbox"/> Reimbursement from political contributions intended	

8 PURPOSE OF EXPENDITURE	(a) Category (See Categories listed at the top of this schedule)	(b) Description <input type="checkbox"/> Check if travel outside of Texas. Complete Schedule T. <input type="checkbox"/> Check if Austin, TX, officeholder living expense
---	---	--

9 Complete <u>ONLY</u> if direct expenditure to benefit C/OH	Candidate / Officeholder name	Office sought	Office held
---	-------------------------------	---------------	-------------

Date	Payee name
------	------------

Amount (\$)	Payee address; City; State; Zip Code
<input type="checkbox"/> Reimbursement from political contributions intended	

PURPOSE OF EXPENDITURE	Category (See Categories listed at the top of this schedule)	(b) Description <input type="checkbox"/> Check if travel outside of Texas. Complete Schedule T. <input type="checkbox"/> Check if Austin, TX, officeholder living expense
-------------------------------	--	--

Complete <u>ONLY</u> if direct expenditure to benefit C/OH	Candidate / Officeholder name	Office sought	Office held
--	-------------------------------	---------------	-------------

Date	Payee name
------	------------

Amount (\$)	Payee address; City; State; Zip Code
<input type="checkbox"/> Reimbursement from political contributions intended	

PURPOSE OF EXPENDITURE	Category (See Categories listed at the top of this schedule)	(b) Description <input type="checkbox"/> Check if travel outside of Texas. Complete Schedule T. <input type="checkbox"/> Check if Austin, TX, officeholder living expense
-------------------------------	--	--

Complete <u>ONLY</u> if direct expenditure to benefit C/OH	Candidate / Officeholder name	Office sought	Office held
--	-------------------------------	---------------	-------------

ATTACH ADDITIONAL COPIES OF THIS SCHEDULE AS NEEDED

PAYMENT MADE FROM POLITICAL CONTRIBUTIONS TO A BUSINESS OF C/OH

SCHEDULE H

EXPENDITURE CATEGORIES FOR BOX 8(a)

Advertising Expense	Event Expense	Loan Repayment/Reimbursement	Solicitation/Fundraising Expense
Accounting/Banking	Fees	Office Overhead/Rental Expense	Transportation Equipment & Related Expense
Consulting Expense	Food/Beverage Expense	Polling Expense	Travel In District
Contributions/Donations Made By	Gift/Awards/Memorials Expense	Printing Expense	Travel Out Of District
Candidate/Officeholder/Political Committee	Legal Services	Salaries/Wages/Contract Labor	Other (enter a category not listed above)
Credit Card Payment			

The Instruction Guide explains how to complete this form.

1 Total pages Schedule H:	2 FILER NAME	3 Filer ID (Ethics Commission Filers)			
4 Date	5 Business name				
6 Amount (\$)	7 Business address; City; State; Zip Code				
8 PURPOSE OF EXPENDITURE	(a) Category (See Categories listed at the top of this schedule)	(b) Description <input type="checkbox"/> Check if travel outside of Texas. Complete Schedule T. <input type="checkbox"/> Check if Austin, TX, officeholder living expense			
	<table border="0" style="width:100%;"> <tr> <td style="width:33%;">Complete <u>ONLY</u> if direct expenditure to benefit C/OH</td> <td style="width:33%;">Candidate / Officeholder name</td> <td style="width:33%;">Office sought</td> <td style="width:33%;">Office held</td> </tr> </table>		Complete <u>ONLY</u> if direct expenditure to benefit C/OH	Candidate / Officeholder name	Office sought
Complete <u>ONLY</u> if direct expenditure to benefit C/OH	Candidate / Officeholder name	Office sought	Office held		
Date	Business name				
Amount (\$)	Business address; City; State; Zip Code				
PURPOSE OF EXPENDITURE	Category (See Categories listed at the top of this schedule)	Description <input type="checkbox"/> Check if travel outside of Texas. Complete Schedule T. <input type="checkbox"/> Check if Austin, TX, officeholder living expense			
	<table border="0" style="width:100%;"> <tr> <td style="width:33%;">Complete <u>ONLY</u> if direct expenditure to benefit C/OH</td> <td style="width:33%;">Candidate / Officeholder name</td> <td style="width:33%;">Office sought</td> <td style="width:33%;">Office held</td> </tr> </table>		Complete <u>ONLY</u> if direct expenditure to benefit C/OH	Candidate / Officeholder name	Office sought
Complete <u>ONLY</u> if direct expenditure to benefit C/OH	Candidate / Officeholder name	Office sought	Office held		
Date	Business name				
Amount (\$)	Business address; City; State; Zip Code				
PURPOSE OF EXPENDITURE	Category (See Categories listed at the top of this schedule)	Description <input type="checkbox"/> Check if travel outside of Texas. Complete Schedule T. <input type="checkbox"/> Check if Austin, TX, officeholder living expense			
	<table border="0" style="width:100%;"> <tr> <td style="width:33%;">Complete <u>ONLY</u> if direct expenditure to benefit C/OH</td> <td style="width:33%;">Candidate / Officeholder name</td> <td style="width:33%;">Office sought</td> <td style="width:33%;">Office held</td> </tr> </table>		Complete <u>ONLY</u> if direct expenditure to benefit C/OH	Candidate / Officeholder name	Office sought
Complete <u>ONLY</u> if direct expenditure to benefit C/OH	Candidate / Officeholder name	Office sought	Office held		

ATTACH ADDITIONAL COPIES OF THIS SCHEDULE AS NEEDED

NON-POLITICAL EXPENDITURES MADE FROM POLITICAL CONTRIBUTIONS

SCHEDULE I

The Instruction Guide explains how to complete this form.

1 Total pages Schedule I:	2 FILER NAME	3 Filer ID (Ethics Commission Filers)
4 Date	5 Payee name	
6 Amount (\$)	7 Payee address; City; State; Zip Code	
8 PURPOSE OF EXPENDITURE	(a) Category (See instructions for examples of acceptable categories.)	(b) Description (See instructions regarding type of information required.)
Date	Payee name	
Amount (\$)	Payee address; City; State; Zip Code	
PURPOSE OF EXPENDITURE	Category (See instructions for examples of acceptable categories.)	Description (See instructions regarding type of information required.)
Date	Payee name	
Amount (\$)	Payee address; City; State; Zip Code	
PURPOSE OF EXPENDITURE	Category (See instructions for examples of acceptable categories.)	Description (See instructions regarding type of information required.)
Date	Payee name	
Amount (\$)	Payee address; City; State; Zip Code	
PURPOSE OF EXPENDITURE	Category (See instructions for examples of acceptable categories.)	Description (See instructions regarding type of information required.)

ATTACH ADDITIONAL COPIES OF THIS SCHEDULE AS NEEDED

INTEREST, CREDITS, GAINS, REFUNDS, AND CONTRIBUTIONS RETURNED TO FILER

SCHEDULE K

The Instruction Guide explains how to complete this form.		1 Total pages Schedule K:
2 FILER NAME		3 Filer ID (Ethics Commission Filers)
4 Date	5 Name of person from whom amount is received 	8 Amount (\$)
	6 Address of person from whom amount is received; City; State; Zip Code	
7 Purpose for which amount is received <input type="checkbox"/> Check if political contribution returned to filer		
Date	Name of person from whom amount is received 	Amount (\$)
Address of person from whom amount is received; City; State; Zip Code		
Purpose for which amount is received <input type="checkbox"/> Check if political contribution returned to filer		
Date	Name of person from whom amount is received 	Amount (\$)
Address of person from whom amount is received; City; State; Zip Code		
Purpose for which amount is received <input type="checkbox"/> Check if political contribution returned to filer		
Date	Name of person from whom amount is received 	Amount (\$)
Address of person from whom amount is received; City; State; Zip Code		
Purpose for which amount is received <input type="checkbox"/> Check if political contribution returned to filer		

ATTACH ADDITIONAL COPIES OF THIS SCHEDULE AS NEEDED

IN-KIND CONTRIBUTIONS OR POLITICAL EXPENDITURES FOR TRAVEL OUTSIDE OF TEXAS

SCHEDULE T

The Instruction Guide explains how to complete this form.		1 Total pages Schedule T:
2 FILER NAME		3 Filer ID (Ethics Commission Filers)
4 Name of Contributor / Corporation or Labor Organization / Pledgor / Payee		
5 Contribution / Expenditure reported on: <input type="checkbox"/> Schedule A2 <input type="checkbox"/> Schedule B <input type="checkbox"/> Schedule B(J) <input type="checkbox"/> Schedule C2 <input type="checkbox"/> Schedule D <input type="checkbox"/> Schedule F1 <input type="checkbox"/> Schedule F2 <input type="checkbox"/> Schedule F4 <input type="checkbox"/> Schedule G <input type="checkbox"/> Schedule H <input type="checkbox"/> Schedule COH-UC <input type="checkbox"/> Schedule B-SS		
6 Dates of travel	7 Name of person(s) traveling	
	8 Departure city or name of departure location	
	9 Destination city or name of destination location	
10 Means of transportation	11 Purpose of travel (including name of conference, seminar, or other event)	
Name of Contributor / Corporation or Labor Organization / Pledgor / Payee		
Contribution / Expenditure reported on: <input type="checkbox"/> Schedule A2 <input type="checkbox"/> Schedule B <input type="checkbox"/> Schedule B(J) <input type="checkbox"/> Schedule C2 <input type="checkbox"/> Schedule D <input type="checkbox"/> Schedule F1 <input type="checkbox"/> Schedule F2 <input type="checkbox"/> Schedule F4 <input type="checkbox"/> Schedule G <input type="checkbox"/> Schedule H <input type="checkbox"/> Schedule COH-UC <input type="checkbox"/> Schedule B-SS		
Dates of travel	Name of person(s) traveling	
	Departure city or name of departure location	
	Destination city or name of destination location	
Means of transportation	Purpose of travel (including name of conference, seminar, or other event)	
Name of Contributor / Corporation or Labor Organization / Pledgor / Payee		
Contribution / Expenditure reported on: <input type="checkbox"/> Schedule A2 <input type="checkbox"/> Schedule B <input type="checkbox"/> Schedule B(J) <input type="checkbox"/> Schedule C2 <input type="checkbox"/> Schedule D <input type="checkbox"/> Schedule F1 <input type="checkbox"/> Schedule F2 <input type="checkbox"/> Schedule F4 <input type="checkbox"/> Schedule G <input type="checkbox"/> Schedule H <input type="checkbox"/> Schedule COH-UC <input type="checkbox"/> Schedule B-SS		
Dates of travel	Name of person(s) traveling	
	Departure city or name of departure location	
	Destination city or name of destination location	
Means of transportation	Purpose of travel (including name of conference, seminar, or other event)	
ATTACH ADDITIONAL COPIES OF THIS SCHEDULE AS NEEDED		

CANDIDATE / OFFICEHOLDER REPORT: DESIGNATION OF FINAL REPORT

FORM C/OH - FR

The Instruction Guide explains how to complete this form.
.. Complete only if "Report Type" on page 1 is marked "Final Report" ..

1 C/OH NAME

2 Filer ID (Ethics Commission Filers)

3 SIGNATURE

I do not expect any further political contributions or political expenditures in connection with my candidacy. I understand that designating a report as a final report terminates my campaign treasurer appointment. I also understand that I may not accept any campaign contributions or make any campaign expenditures without a campaign treasurer appointment on file.

Signature of Candidate / Officeholder

4 FILER WHO IS NOT AN OFFICEHOLDER

.. Complete A & B below *only* if you are not an officeholder. ..

A. CAMPAIGN FUNDS

Check only one:

- I do not have unexpended contributions or unexpended interest or income earned from political contributions.
- I have unexpended contributions or unexpended interest or income earned from political contributions. I understand that I may not convert unexpended political contributions or unexpended interest or income earned on political contributions to personal use. I also understand that I must file an annual report of unexpended contributions and that I may not retain unexpended contributions or unexpended interest or income earned on political contributions longer than six years after filing this final report. Further, I understand that I must dispose of unexpended political contributions and unexpended interest or income earned on political contributions in accordance with the requirements of Election Code, § 254.204.

B. ASSETS

Check only one:

- I do not retain assets purchased with political contributions or interest or other income from political contributions.
- I do retain assets purchased with political contributions or interest or other income from political contributions. I understand that I may not convert assets purchased with political contributions or interest or other income from political contributions to personal use. I also understand that I must dispose of assets purchased with political contributions in accordance with the requirements of Election Code, § 254.204.

Signature of Candidate

5 OFFICEHOLDER

.. Complete this section *only* if you are an officeholder ..

- I am aware that I remain subject to filing requirements applicable to an officeholder who does not have a campaign treasurer on file. I am also aware that I will be required to file reports of unexpended contributions if, after filing the last required report as an officeholder, I retain political contributions, interest or other income from political contributions, or assets purchased with political contributions or interest or other income from political contributions.

Signature of Officeholder

CORRECTION/AMENDMENT AFFIDAVIT FOR CANDIDATE/OFFICEHOLDER

FORM COR-C/OH

1 Filer ID (Ethics Commission Filers)	2 Total pages filed:	OFFICE USE ONLY
3 CANDIDATE / OFFICEHOLDER NAME	MS / MRS / MR FIRST MI NICKNAME LAST SUFFIX	Date Received
4 ORIGINAL REPORT TYPE	<input type="checkbox"/> January 15 <input type="checkbox"/> Runoff <input type="checkbox"/> Other (specify) _____ <input type="checkbox"/> July 15 <input type="checkbox"/> Exceeded \$500 limit <input type="checkbox"/> 30th day before election <input type="checkbox"/> 15th day after treasurer appointment (officeholder only) <input type="checkbox"/> 8th day before election <input type="checkbox"/> Final report	Date Hand-delivered or Date Postmarked
5 ORIGINAL PERIOD COVERED	Month Day Year Month Day Year / / THROUGH / /	Receipt # Amount \$ Date Processed Date Imaged

6 EXPLANATION OF CORRECTION

7 AFFIDAVIT

I swear, or affirm, under penalty of perjury, that this corrected report is true and correct.

Check ONLY if applicable:

Semiannual reports: I swear, or affirm, that the original report was made in good faith and without an intent to mislead or to misrepresent the information contained in the report.

Other reports: I swear, or affirm, that I am filing this corrected report not later than the 14th business day after the date I learned that the report as originally filed is inaccurate or incomplete. I swear, or affirm, that any error or omission in the report as originally filed was made in good faith.

AFFIX NOTARY STAMP / SEAL ABOVE

Signature of Candidate or Officeholder

Sworn to and subscribed before me, by the said _____, this the _____ day of _____, 20_____, to certify which, witness my hand and seal of office.

Signature of officer administering oath Printed name of officer administering oath Title of officer administering oath

**Remember To Attach Any Part Of The Campaign Finance Report Form
Needed To Report And Explain Corrections**

CORRECTION/AMENDMENT AFFIDAVIT FOR CANDIDATE/OFFICEHOLDER

All Reports: A filer who files a corrected report must submit a correction affidavit. The affidavit must identify the information that has changed.

Reports filed with Texas Ethics Commission: A corrected report (other than a report due 8 days before an election or a special report near election) filed with the Ethics Commission after its due date is not considered late for purposes of late-filing penalties if: (1) any error or omission in the report as originally filed was made in good faith, and (2) the person filing the report files a corrected report and a good-faith affidavit not later than the 14th business day after the date the person learns that the report as originally filed is inaccurate or incomplete.

Semiannual Reports: Effective September 1, 2011, a semiannual report (due January 15 or July 15) that is amended/corrected before the eighth day after the original report was filed is considered to have been filed on the date the original report was filed. A semiannual report that is amended/corrected on or after the eighth day after the original report was filed is considered to have been filed on the date the original report was filed if: (1) the amendment/correction is made before any complaint is filed with regard to the subject of the amendment/correction; and (2) the original report was made in good faith and without intent to mislead or misrepresent the information contained in the report.

Attach additional pages as necessary.

INSTRUCTIONS FOR COMPLETING THIS FORM

The following numbers correspond to the numbered boxes on the other side.

1. Filer ID. If you file with the Ethics Commission, you should have received a letter acknowledging receipt of your campaign treasurer appointment and assigning you a Filer ID. Put that number in this box. If you do not file with the Ethics Commission, skip this box.

2. Total Pages Filed. After completing this form and any attachments, count the number of pages. Enter that number in this box. Each side of a two-sided form counts as a page. In other words, this form is two pages.

3. Candidate/Officeholder Name. Put your full name here. Enter your name in the same way as on the report you are correcting.

4. Original Report Type. Mark the type of report you are correcting.


5. Original Period Covered. Enter the period covered by the report you are correcting. The year is important because filers sometimes correct reports years after filing the original.

6. Explanation of Correction. Attach any part of the campaign finance report form needed to report and explain corrections. Explain why there was an error on the original report. Also explain what information is being corrected and how the new information is different from the information on the original report. (Use additional pages if you need more space.) You may also use this area to request a waiver or reduction of a late-filing penalty and state the basis of your request.

7. Affidavit. Read the affidavit before signing. You must sign the affidavit in the presence of an individual authorized to take oaths. If signed before a notary public, the affidavit must include the notary's signature and seal.

TEXAS ETHICS COMMISSION

CAMPAIGN FINANCE GUIDE FOR CANDIDATES AND OFFICEHOLDERS WHO FILE WITH LOCAL FILING AUTHORITIES



This guide is for candidates for and officeholders in the following positions:

- county offices;
- precinct offices;
- single-county district offices;
- city offices; and
- offices of other political subdivisions such as school districts

This guide applies to candidates for and officeholders of justice of the peace. This guide does not apply to candidates for and judges of statutory county courts, statutory probate courts, or district courts. For those candidates and officeholders, the Ethics Commission makes available a CAMPAIGN FINANCE GUIDE FOR JUDICIAL CANDIDATES AND OFFICEHOLDERS.

The Ethics Commission also makes available a CAMPAIGN FINANCE GUIDE FOR CANDIDATES AND OFFICEHOLDERS WHO FILE WITH THE ETHICS COMMISSION, a CAMPAIGN FINANCE GUIDE FOR POLITICAL COMMITTEES, and a CAMPAIGN FINANCE GUIDE FOR POLITICAL PARTIES.

Revised November 15, 2017

**Texas Ethics Commission, P.O. Box 12070, Austin, Texas 78711-2070
(512) 463-5800 FAX (512) 463-5777 TDD 1-800-735-2989**

Visit us at <http://www.ethics.state.tx.us> on the Internet.

AN EQUAL OPPORTUNITY EMPLOYER

The Texas Ethics Commission does not discriminate on the basis of race, color, national origin, sex, religion, age or disability in employment or the provision of services.

**CAMPAIGN FINANCE GUIDE FOR CANDIDATES
AND OFFICEHOLDERS WHO FILE WITH
LOCAL FILING AUTHORITIES**

TABLE OF CONTENTS

INTRODUCTION..... 1

 Officeholders..... 1

 Judicial Candidates and Officeholders..... 1

 Federal Offices..... 1

 Filing Authorities..... 1

 Political Committees (PACS)..... 2

 Financial Disclosure Statements..... 2

 Federal Income Tax..... 3

 Texas Ethics Commission..... 3

APPOINTING A CAMPAIGN TREASURER..... 3

 No Campaign Contributions or Expenditures Without Treasurer Appointment on File..... 4

 Appointing Treasurer Triggers Reporting Duties..... 4

 Qualifications of Campaign Treasurer..... 4

 Duties of Campaign Treasurer..... 4

 Effective Date of Appointment..... 4

 Code of Fair Campaign Practices..... 4

 Appointment by Officeholder..... 5

 Filing for a Place on the Ballot..... 5

 Changing Treasurers..... 5

 Transferring to a Different Filing Authority..... 5

 Terminating a Campaign Treasurer Appointment..... 5

 Deciding Not to Run..... 5

POLITICAL CONTRIBUTIONS AND EXPENDITURES..... 6

 Campaign Contributions..... 6

 Campaign Expenditures..... 7

 Officeholder Contributions..... 7

 Officeholder Expenditures..... 7

 Campaign Expenditures by Officeholder..... 7

 Permissible Use of Political Contributions..... 8

 Use of Political Funds to Rent or Purchase Real Property..... 8

 Accepting Contributions..... 8

 Reimbursement for Political Expenditures From Personal Funds..... 9

 Separate Account Required..... 9

INFORMATION REQUIRED ON REPORTS..... 9

 Contributions..... 9

 Pledges..... 9

 Loans..... 10

 Contributions of Personal Services..... 10

 Contributions of Personal Travel..... 10

 Contributions From Out-of-State Political Committees..... 10

**Campaign Finance Guide for Candidates and Officeholders
Who File with Local Filing Authorities**

Expenditures	11
Unpaid Incurred Obligations.....	11
Expenditures Made by Credit Card.....	11
Campaign Expenditures From Personal Funds	12
Officeholder Expenditures From Personal Funds.....	12
Direct Expenditures	13
Supporting Political Committees	13
Payments to a Business of the Candidate or Officeholder.....	13
Interest Earned and Other Credits/Gains/Refunds.....	13
Purchase of Investments	14
Total Political Contributions Maintained.....	14
Time of Accepting Contribution.....	14
Time of Making Expenditure.....	14
PREPARING REPORTS.....	15
Forms	15
Signature Required.....	15
Filing Deadlines	15
Periods Covered by Reports.....	15
Deadline on Weekend or Holiday.....	15
5 P.M. Deadline	15
Delivery by Mail or Other Carrier	16
Retention of Records Used for Reports	16
REPORTS.....	16
Semiannual Reports	16
Reports Due 30 Days and 8 Days Before an Election	16
Report Due 8 Days Before a Runoff Election	17
Modified Reporting.....	17
“15th Day After Appointment of Campaign Treasurer by an Officeholder” Report	17
Final Report	18
Annual Report of Unexpended Contributions	18
Final Disposition of Unexpended Contributions Report	18
ENDING FILING OBLIGATIONS.....	18
Final Report	18
Annual Report of Unexpended Contributions	19
Report of Final Disposition of Unexpended Contributions	19
PENALTIES FOR REPORTING VIOLATIONS.....	20
CAMPAIGN FINANCE RESTRICTIONS.....	21

INTRODUCTION

This guide is a summary of reporting requirements and other regulations set out in title 15 of the Texas Election Code (chs. 251-258) and in the rules adopted by the Texas Ethics Commission. This guide applies to candidates for and officeholders in most local offices in Texas.

This guide does not apply to candidates for or officeholders of statewide elective offices, the State Legislature, seats on the State Board of Education, or multi-county district offices. Nor does it apply to candidates for or judges of statutory county courts, statutory probate courts, or district courts.

OFFICEHOLDERS

Officeholders as well as candidates are subject to regulation under title 15. An officeholder who has a campaign treasurer appointment on file with a filing authority is a “candidate” for purposes of title 15 and is subject to all the regulations applicable to candidates. An officeholder who does not have a campaign treasurer appointment on file is subject only to the regulations applicable to officeholders.

Most of the requirements discussed in this guide apply to both candidates (individuals who have a campaign treasurer appointment on file) and to officeholders who do not have a campaign treasurer appointment on file. The guide will indicate whether a particular requirement applies to individuals who have campaign treasurer appointments on file, to officeholders who do not have campaign treasurer appointments on file, or to both.

JUDICIAL CANDIDATES AND OFFICEHOLDERS

Candidates for and officeholders in most judicial offices are subject to various restrictions that do not apply to other candidates and officeholders. Those candidates and officeholders should review the CAMPAIGN FINANCE GUIDE FOR JUDICIAL CANDIDATES AND OFFICEHOLDERS and the POLITICAL ADVERTISING GUIDE which are available on the commission’s website.

Nonjudicial Officeholder Seeking Judicial Office. Pursuant to Ethics Advisory Opinion No. 465 (2005), a nonjudicial officeholder who becomes a judicial candidate is required to file two campaign finance reports, one reporting nonjudicial activity and the other reporting judicial activity. Alternatively, a nonjudicial officeholder who becomes a judicial candidate may select to file a single report that includes both candidate and officeholder activity if the activity is clearly and properly reported. *See* the CAMPAIGN FINANCE GUIDE FOR JUDICIAL CANDIDATES AND OFFICEHOLDERS for more information.

FEDERAL OFFICES

This guide does not apply to candidates for federal offices. Candidates for federal offices should contact the Federal Elections Commission. The FEC’s toll-free number is (800) 424-9530.

FILING AUTHORITIES

Title 15 requires candidates and officeholders to file various documents and reports with the appropriate filing authority.

The filing authority for a local candidate or officeholder depends on the nature of the office sought or held.

County Clerk. The county clerk (or the county elections administrator if the county has an elections administrator, or tax assessor-collector if the county's commissioners court has transferred the filing authority function to the tax assessor-collector and the county clerk and tax assessor-collector have agreed to the transfer) is the appropriate filing authority for a candidate for:

- a county office;
- a precinct office;
- a district office (except for multi-county district offices); and
- an office of a political subdivision other than a county if the political subdivision is within the boundaries of a single county and if the governing body of the political subdivision has not been formed.

Other local filing authority. If a candidate is seeking an office of a political subdivision other than a county, the appropriate filing authority is the *clerk or secretary of the governing body* of the political subdivision. If the political subdivision has no clerk or secretary, the appropriate filing authority is the governing body's presiding officer.

Texas Ethics Commission. The Texas Ethics Commission is the appropriate filing authority for candidates for:

- Multi-county district offices. (Reminder: This guide does not apply to multi-county district offices.)
- An office of a political subdivision other than a county if the political subdivision includes areas in more than one county and if the governing body of the political subdivision has not been formed.

POLITICAL COMMITTEES (PACS)

Often a candidate or officeholder chooses to establish a specific-purpose political committee. A political committee is subject to *separate* filing requirements. Establishing a specific-purpose political committee does not relieve a candidate or officeholder of the obligation to file as an individual. For more information about political committees, see the Ethics Commission's CAMPAIGN FINANCE GUIDE FOR POLITICAL COMMITTEES.

FINANCIAL DISCLOSURE STATEMENTS

Some local candidates and officeholders are required to file an annual personal financial statement in accordance with Government Code chapter 572 or Local Government Code chapter 159. This statement is not a campaign finance document, and is not addressed in this guide.

FEDERAL INCOME TAX

This pamphlet does not address the federal tax implications of campaign finance. Questions regarding federal tax law should be directed to the Internal Revenue Service.

TEXAS ETHICS COMMISSION

If you have a question about how title 15 applies to you, you may call the Ethics Commission for assistance or you may request a written advisory opinion.

The Ethics Commission has authority to impose fines for violations of title 15. If you have evidence that a person has violated title 15, you may file a sworn complaint with the Ethics Commission. The Ethics Commission's mailing address is P.O. Box 12070, Austin, Texas 78711. The phone number is (512) 463-5800. The Ethics Commission maintains a website at www.ethics.state.tx.us on the Internet.

APPOINTING A CAMPAIGN TREASURER

If you plan to run for a public office in Texas (except for a federal office), you must file an APPOINTMENT OF A CAMPAIGN TREASURER BY A CANDIDATE (FORM CTA) with the proper filing authority when you become a candidate even if you do not intend to accept campaign contributions or make campaign expenditures. A "candidate" is a person who knowingly and willingly takes affirmative action for the purpose of gaining nomination or election to public office or for the purpose of satisfying financial obligations incurred by the person in connection with the campaign for nomination or election. Examples of affirmative action include:

- (A) the filing of a campaign treasurer appointment, except that the filing does not constitute candidacy or an announcement of candidacy for purposes of the automatic resignation provisions of Article XVI, Section 65, or Article XI, Section 11, of the Texas Constitution;
- (B) the filing of an application for a place on the ballot;
- (C) the filing of an application for nomination by convention;
- (D) the filing of a declaration of intent to become an independent candidate or a declaration of write-in candidacy;
- (E) the making of a public announcement of a definite intent to run for public office in a particular election, regardless of whether the specific office is mentioned in the announcement;
- (F) before a public announcement of intent, the making of a statement of definite intent to run for public office and the soliciting of support by letter or other mode of communication;
- (G) the soliciting or accepting of a campaign contribution or the making of a campaign expenditure; and
- (H) the seeking of the nomination of an executive committee of a political party to fill a vacancy.

NO CAMPAIGN CONTRIBUTIONS OR EXPENDITURES WITHOUT TREASURER APPOINTMENT ON FILE

Additionally, the law provides that you must file a campaign treasurer appointment form with the proper filing authority before you may accept a campaign contribution or make or authorize a campaign expenditure, including an expenditure from your personal funds. A filing fee paid to a filing authority to qualify for a place on a ballot is a campaign expenditure that may not be made before filing a campaign treasurer appointment form with the proper filing authority.

APPOINTING TREASURER TRIGGERS REPORTING DUTIES

After a candidate has filed a form appointing a campaign treasurer, the candidate is responsible for filing periodic reports of contributions and expenditures. Filing reports is the responsibility of the candidate, not the campaign treasurer. Even if a candidate loses an election, he or she must continue filing reports until he or she files a final report. *See* “Ending Filing Obligations” in this guide. (An officeholder who files a final report, and thereby terminates his or her campaign treasurer appointment, may still be required to file semiannual reports of contributions and expenditures as an officeholder.)

QUALIFICATIONS OF CAMPAIGN TREASURER

A person is ineligible for appointment as a campaign treasurer if the person is the campaign treasurer of a political committee that has outstanding filing obligations (including outstanding penalties). This prohibition does not apply if the committee in connection with which the ineligibility arose has not accepted more than \$5,000 in political contributions or made more than \$5,000 in political expenditures in any semiannual reporting period. A person who violates this prohibition is liable for a civil penalty not to exceed three times the amount of political contributions accepted or political expenditures made in violation of this provision.

DUTIES OF CAMPAIGN TREASURER

A candidate’s campaign treasurer has no legal duties. (**Note:** The campaign treasurer of a *political committee* is legally responsible for filing reports.)

EFFECTIVE DATE OF APPOINTMENT

A campaign treasurer appointment is effective when filed. A hand-delivered appointment takes effect on the date of delivery. A mailed appointment takes effect on the date of the postmark.

CODE OF FAIR CAMPAIGN PRACTICES

A filing authority should provide to each individual who files a campaign treasurer appointment a form containing a Code of Fair Campaign Practices. A candidate may pledge to conduct his or her campaign in accordance with the principles and practices set out in the Code by signing the form and filing it with the appropriate filing authority.

APPOINTMENT BY OFFICEHOLDER

If an officeholder files an appointment of campaign treasurer after a period in which he or she did not have a campaign treasurer appointment on file, the officeholder may have to file a report of contributions and expenditures no later than 15 days after filing the appointment of campaign treasurer. *See* “15th Day After Appointment of Campaign Treasurer by Officeholder” in this guide. An officeholder who *changes* a campaign treasurer is not required to file this report.

Note: An officeholder who has a campaign treasurer appointment on file is a candidate for purposes of title 15.

FILING FOR A PLACE ON THE BALLOT

Filing a campaign treasurer appointment and filing for a place on the ballot are two completely separate actions. The Secretary of State can provide information about filing for a place on the ballot. Call the Secretary of State at (512) 463-5650 or toll-free at (800) 252-8683.

CHANGING TREASURERS

A candidate may change campaign treasurers at any time by filing an amended appointment of campaign treasurer (FORM ACTA). Filing an appointment of a new treasurer automatically terminates the appointment of the old treasurer.

TRANSFERRING TO A DIFFERENT FILING AUTHORITY

If a candidate has a campaign treasurer appointment on file with one filing authority and wishes to accept campaign contributions or make campaign expenditures in connection with a candidacy for an office that would require reporting to a different filing authority, the candidate must file a new campaign treasurer appointment and a copy of the old campaign treasurer appointment (certified by original authority) with the second filing authority. The candidate should also provide written notice to the original filing authority that future reports will be filed with another authority. In general, funds accepted in connection with one office may be used in connection with a campaign for a different office, as long as neither of the offices is a judicial office.

TERMINATING A CAMPAIGN TREASURER APPOINTMENT

A candidate may terminate a campaign treasurer appointment by filing an amended appointment of campaign treasurer or by filing a final report.

A campaign treasurer may terminate his or her own appointment by notifying both the candidate and the filing authority in writing. The termination is effective on the date the candidate receives the notice or on the date the filing authority receives the notice, whichever is later.

DECIDING NOT TO RUN

A campaign treasurer appointment does not simply expire. An individual who has a campaign treasurer appointment on file must file reports of contributions and expenditures until he or she files a final report with the filing authority. *See* “Ending Filing Obligations” in this guide.

Things to Remember

- If you plan to run for a public office in Texas (except for a federal office), you must file an APPOINTMENT OF A CAMPAIGN TREASURER BY A CANDIDATE (FORM CTA) with the proper filing authority when you become a candidate even if you do not intend to accept campaign contributions or make campaign expenditures.
- A person may not accept a campaign contribution or make a campaign expenditure unless the person has a campaign treasurer appointment on file with the proper filing authority.
- Once a person files a form appointing a campaign treasurer, the person is a candidate for disclosure filing purposes and is responsible for filing periodic reports of contributions and expenditures with the proper filing authority until the person files a “final report.”
- The candidate, not the campaign treasurer, is responsible for filing periodic reports of contributions and expenditures.
- Filing a campaign treasurer appointment does not automatically “sign you up” for a place on the ballot. The Secretary of State can provide information about getting on the ballot. Call (512) 463-5650 or (800) 252-8683.

POLITICAL CONTRIBUTIONS AND EXPENDITURES

Title 15 regulates political contributions and political expenditures. There are two types of political contributions: campaign contributions and officeholder contributions. Similarly, there are two kinds of political expenditures: campaign expenditures and officeholder expenditures.

CAMPAIGN CONTRIBUTIONS

A person makes a campaign contribution to a candidate if the person provides or promises something of value with the intent that it be used in connection with a campaign. A contribution of goods or services is an “in-kind” campaign contribution. A loan is considered to be a contribution unless it is from an incorporated financial institution that has been in business for more than a year. Candidates must report all loans made for campaign purposes, including loans that are not “contributions.”

- Donations to a candidate at a fund-raiser are campaign contributions.
- The provision of office space to a candidate is an “in-kind” campaign contribution.
- A promise to give a candidate money is a campaign contribution.
- An item donated to be auctioned at a fund-raiser is an “in-kind” campaign contribution. The purchase of the item at the auction is also a contribution.
- A campaign volunteer is making a contribution in the form of personal services. (Contributions of personal services are sometimes not required to be reported. See “Contributions of Personal Services” in this guide.)

Note: An individual may not accept a campaign contribution without an appointment of campaign treasurer on file with the proper filing authority.

CAMPAIGN EXPENDITURES

A campaign expenditure is a payment or an agreement to make a payment in connection with a campaign for an elective office.

- Paying a filing fee in connection with an application for a place on a ballot is a campaign expenditure.
- Purchasing stationery for fund-raising letters is a campaign expenditure.
- Renting a field to hold a campaign rally is a campaign expenditure.
- Paying people to put up yard signs in connection with an election is a campaign expenditure.

Note: An individual may not make a campaign expenditure unless he or she has a campaign treasurer appointment on file with the proper filing authority.

OFFICEHOLDER CONTRIBUTIONS

The provision of or a promise to provide goods or services to an officeholder that is intended to defray expenses in connection with an officeholder's duties or activities is an officeholder contribution if the expenses are not reimbursable with public money. A contribution of goods or services is an "in-kind" officeholder contribution.

A loan from an incorporated financial institution that has been in business for more than a year is not considered a contribution, but an officeholder must report any such loans made for officeholder purposes.

An officeholder is not required to have a campaign treasurer appointment on file to accept officeholder contributions. An officeholder who does not have a campaign treasurer on file may not accept *campaign* contributions.

OFFICEHOLDER EXPENDITURES

A payment or agreement to pay certain expenses in connection with an officeholder's duties or activities is an officeholder expenditure if the expenses are not reimbursable with public money.

An officeholder is not required to have a campaign treasurer appointment on file to make officeholder expenditures. An officeholder who does not have a campaign treasurer on file may not make *campaign* expenditures.

CAMPAIGN EXPENDITURES BY OFFICEHOLDER

An officeholder who has a campaign treasurer appointment on file may accept both campaign contributions and officeholder contributions and make both campaign expenditures and officeholder expenditures. On a report, there is no need for an officeholder who is a candidate to distinguish

between campaign contributions and officeholder contributions or between campaign expenditures and officeholder expenditures. Both campaign contributions and officeholder contributions are reported as “political contributions” and both campaign expenditures and officeholder expenditures are reported as “political expenditures.”

An officeholder who does not have a campaign treasurer on file may accept officeholder contributions and make officeholder expenditures but may not accept campaign contributions or make campaign expenditures.

PERMISSIBLE USE OF POLITICAL CONTRIBUTIONS

An officeholder may use officeholder contributions for campaign purposes if the officeholder has an appointment of campaign treasurer on file. Candidates and officeholders may not convert political contributions to personal use. *See* “Campaign Finance Restrictions” in this guide.

USE OF POLITICAL FUNDS TO RENT OR PURCHASE REAL PROPERTY

A candidate or officeholder is prohibited from using political funds to purchase real property or to pay the interest on or principal of a note for the purchase of real property.

A candidate or officeholder may not knowingly make or authorize a payment from political funds for the rental or purchase of real property from: (1) a person related to the candidate or officeholder within the second degree of consanguinity or affinity as determined under Chapter 573, Government Code; or (2) a business in which the candidate or officeholder (or a person related to the candidate or officeholder within the second degree of consanguinity or affinity) has a participating interest of more than 10 percent, holds a position on the governing body, or serves as an officer. Elec. Code § 253.038 (a-1). This restriction applies to a payment made from political funds on or after September 1, 2007, without regard to whether the payment was made under a lease or other agreement entered into before that date.

ACCEPTING CONTRIBUTIONS

A candidate or officeholder must report contributions that he or she has *accepted*. Receipt is different from acceptance. A decision to *accept* a contribution must be made by the end of the reporting period during which the contribution is received.

Failure to make a determination about acceptance or refusal. If a candidate or officeholder fails to make a timely determination to accept or refuse a contribution by the deadline, the contribution is considered to have been accepted.

Returning refused contributions. If a candidate or officeholder receives a political contribution but does not accept it, he or she must return the contribution not later than the 30th day after the end of the reporting period in which the contribution was received. Otherwise, the contribution is considered to have been accepted.

REIMBURSEMENT FOR POLITICAL EXPENDITURES FROM PERSONAL FUNDS

If a candidate or officeholder makes political expenditures from personal funds, he or she may use political contributions to reimburse himself or herself if the expenditures are properly reported either on the reporting schedule for loans or on the reporting schedule for political expenditures from personal funds. In order for a candidate or officeholder to use political contributions to reimburse his or her personal funds, the political expenditure from personal funds must be properly reported on the report covering the period in which the expenditures are made. *A filed report may not be later corrected to indicate an intention to reimburse personal funds from political contributions.*

If a candidate or officeholder deposits personal funds in an account in which political contributions are held as permitted by section 253.0351(c) of the Election Code, the deposited amount must be reported as a loan and reimbursements to the candidate or officeholder may not exceed the amount reported as a loan. See “Campaign Expenditures from Personal Funds” in this guide for additional information.

SEPARATE ACCOUNT REQUIRED

A candidate or officeholder must keep political contributions in one or more accounts that are separate from any other account maintained by the candidate or officeholder. (There is no requirement to keep campaign contributions in a separate account from officeholder contributions.)

INFORMATION REQUIRED ON REPORTS

CONTRIBUTIONS

A report must disclose the amount of each contribution or the value and nature of any in-kind contribution, as well as the name and address of the individual or political committee making the contribution, and the date of the contribution. (Detailed information about a contributor is not required to be reported if the contributor contributed \$50 or less during the reporting period.)

PLEDGES

Promises to transfer money, goods, services, or other things of value are contributions. If a filer accepts such a promise, he or she must report it (along with the information required for other contributions) on the reporting schedule for “pledges.” Once a pledge has been received, it is reported on the appropriate receipts schedule for the reporting period in which the pledge is received.

A pledge that is actually received in the same reporting period in which the pledge was accepted shall be reported only on the appropriate receipts schedule.

Note: A pledge is not a contribution unless it has been accepted.

Example 1: In June a supporter promises that he will give Juan Garcia \$1,000 in the last week before the November election. Juan accepts his promise. Juan must report the pledge on his July 15 report. Juan must also report a political contribution when the pledge is actually received. (**Note:** If Juan receives the pledge during the July semiannual reporting period then he does not report the

pledge and only reports a political contribution. Also, if he never receives the \$1,000, he does not amend his report to delete the entry for the pledge.)

Example 2: At a party, an acquaintance says to Juan, “I’d like to give you some money; call me at my office.” Juan agrees to call. At this point, Juan has accepted nothing and has nothing to report. Juan has not agreed to accept money; he has merely agreed to call.

LOANS

Loans made for campaign or officeholder purposes are reportable. A filer must report the amount of a loan, the date the loan is made, the interest rate, the maturity date, the type of collateral, and the name and address of the lender. The filer must also report the name, address, principal occupation, and employer of any guarantor and the amount guaranteed by the guarantor. (Detailed information is not required if a particular lender lent \$50 or less during a reporting period.) If a candidate or officeholder deposits personal funds in an account in which political contributions are held as permitted by section 253.0351(c) of the Election Code, the deposited amount must be reported as a loan. *See* “Campaign Expenditures from Personal Funds” in this guide for additional information. **Note:** A loan from an incorporated financial institution that has been in business for more than one year is not a contribution. Other loans are considered to be contributions. This distinction is important because of the prohibition on contributions from banks and certain other financial institutions. *See* “Campaign Finance Restrictions” in this guide. All loans are reported on the same schedule, regardless of whether they are contributions. Additionally, the forgiveness of a loan is a reportable in-kind contribution. *See* Ethics Commission Rules § 20.64.

CONTRIBUTIONS OF PERSONAL SERVICES

A political contribution consisting of an individual's personal services is not required to be reported if the individual receives no compensation *from any source* for the services.

CONTRIBUTIONS OF PERSONAL TRAVEL

A political contribution consisting of personal travel expense incurred by an individual is not required to be reported if the individual receives no reimbursement for the expense.

CONTRIBUTIONS FROM OUT-OF-STATE POLITICAL COMMITTEES

There are restrictions on contributions from out-of-state political committees. The fact that a political committee has a mailing address outside of Texas does not mean that the committee is an out-of-state political committee for purposes of these restrictions. A political committee that has a campaign treasurer appointment on file in Texas is not an out-of-state political committee for purposes of these restrictions.

Contributions over \$500 in a reporting period. Before *accepting* more than \$500 in a reporting period from an out-of-state committee, a candidate or officeholder must obtain either (1) a written statement, certified by an officer of the out-of-state political committee, listing the full name and address of each person who contributed more than \$100 to the out-of-state political committee during the 12 months immediately preceding the contribution, *or* (2) a copy of the out-of-state

political committee's statement of organization filed as required by law with the Federal Election Commission and certified by an officer of the out-of-state committee.

This documentation must be included with the report of contributions and expenditures for the period in which the contribution was received.

Contributions of \$500 or less in a reporting period. For a contribution of \$500 or less from an out-of-state committee in a reporting period, there is no requirement to obtain documentation *before accepting* the contribution. But there is a requirement to include certain documentation with the report of the contribution. The report must include *either* (1) a copy of the out-of-state political committee's statement of organization filed as required by law with the Federal Election Commission and certified by an officer of the out-of-state committee, *or* (2) the committee's name, address, and phone number; the name of the person appointing the committee's campaign treasurer; and the name, address, and phone number of the committee's campaign treasurer.

EXPENDITURES

A filer must report any campaign expenditure (regardless of whether it is made from political contributions or from personal funds) and any political expenditure (campaign or officeholder) from political contributions (regardless of whether the expenditure is a political expenditure). A filer must also report unpaid incurred obligations. *See* "Unpaid Incurred Obligations" in this guide. If the total expenditures to a particular payee do not exceed \$100 during the reporting period, a filer may report those expenditures as part of a lump sum. Otherwise, a filer must report the date of an expenditure, the name and address of the person to whom the expenditure is made, and the purpose of the expenditure.

UNPAID INCURRED OBLIGATIONS

An expenditure that is not paid during the reporting period in which the obligation to pay the expenditure is incurred shall be reported on the Unpaid Incurred Obligations Schedule for the reporting period in which the obligation to pay is incurred.

The use of political contributions to pay an expenditure previously disclosed on an Unpaid Incurred Obligations Schedule shall be reported on the appropriate disbursements schedule for the reporting period in which the payment is made.

The use of personal funds to pay an expenditure previously disclosed on an Unpaid Incurred Obligations Schedule shall be reported on the Political Expenditure Made from Personal Funds Schedule for the reporting period in which the payment is made.

EXPENDITURES MADE BY CREDIT CARD

An expenditure made by a credit card must be reported on the Expenditures Made to Credit Card Schedule for the reporting period in which the expenditure is made. The report must identify the vendor who receives the payment from the credit card company.

The use of political contributions to make a payment to a credit card company must be reported on the appropriate disbursements schedule for the reporting period in which the payment is made and

identify the credit card company receiving the payment.

The use of personal funds to make a payment to a credit card company must be reported on the Political Expenditure Made from Personal Funds Schedule for the reporting period in which the payment is made and identify the credit card company receiving the payment.

CAMPAIGN EXPENDITURES FROM PERSONAL FUNDS

A candidate must report all campaign expenditures, whether made from political contributions or from personal funds. In order to use political contributions to reimburse himself or herself for campaign expenditures from personal funds, the candidate must properly report the expenditures either on the reporting schedule for loans or on the reporting schedule for political expenditures from personal funds. If the candidate does not indicate the intention to seek reimbursement on that report, he or she may not later correct the report to permit reimbursement.

If a candidate or officeholder deposits personal funds in an account in which political contributions are held as permitted by section 253.0351(c) of the Election Code, the deposited amount must be reported as a loan on Schedule E. Political expenditures made from that loan, and any subsequent expenditures to reimburse the candidate or officeholder, must be reported on Schedule F1. The reimbursement may not exceed the amount reported as a loan. Any unexpended funds from such a loan are required to be included in the total amount of political contributions maintained as of the last day of the reporting period. Note: Personal funds deposited in an account in which political contributions are held are subject to the personal use restrictions.

OFFICEHOLDER EXPENDITURES FROM PERSONAL FUNDS

An officeholder is not required to report *officeholder expenditures* made from personal funds unless he or she intends to be reimbursed from political contributions. This rule applies regardless of whether an officeholder has an appointment of campaign treasurer on file.

In order for an officeholder to use political contributions to reimburse an officeholder expenditure from personal funds, the officeholder must properly report the expenditures either on the reporting schedule for loans or on the reporting schedule for political expenditures from personal funds. If the officeholder does not indicate the intention to seek reimbursement, he or she may not later correct the report to permit reimbursement.

If a candidate or officeholder deposits personal funds in an account in which political contributions are held as permitted by section 253.0351(c) of the Election Code, the deposited amount must be reported as a loan on Schedule E. Political expenditures made from that loan, and any subsequent expenditures to reimburse the candidate or officeholder, must be reported on Schedule F1. The reimbursement may not exceed the amount reported as a loan. Any unexpended funds from such a loan are required to be included in the total amount of political contributions maintained as of the last day of the reporting period. Note: Personal funds deposited in an account in which political contributions are held are subject to the personal use restrictions.

DIRECT EXPENDITURES

A direct campaign expenditure is “a campaign expenditure that does not constitute a campaign contribution by the person making the expenditure.” As a practical matter, a direct campaign expenditure is an expenditure to support a candidate incurred without the candidate’s prior consent or approval.

If a candidate or officeholder makes a direct campaign expenditure to support *another* candidate or officeholder, the expenditure must be included on the reporting schedule for political expenditures, and the report must indicate that the expenditure was a direct campaign expenditure.

SUPPORTING POLITICAL COMMITTEES

A political committee that accepts political contributions or makes political contributions on behalf of a candidate or officeholder is required to give the candidate or officeholder notice of that fact. The candidate or officeholder must report the receipt of such a notice on the report covering the period in which he or she receives the notice.

PAYMENTS TO A BUSINESS OF THE CANDIDATE OR OFFICEHOLDER

A candidate or officeholder is required to report payments from political funds to a business in which the candidate or officeholder has a participating interest of more than 10 percent; a position on the governing body of the business; *or* a position as an officer of a business.

A candidate or officeholder may not make a payment to such a business if the payment is for personal services rendered by the candidate or officeholder or by the spouse or dependent child of the candidate or officeholder. (Nor may a candidate or officeholder use political contributions to pay directly for such personal services.) Other payments to such a business are permissible only if the payment does not exceed the amount necessary to reimburse the business for actual expenditures made by the business. *See generally* Ethics Advisory Opinion No. 35 (1992).

A candidate or officeholder may not make or authorize a payment from political funds for the rental or purchase of real property from such a business. *See* “Use of Political Funds to Rent or Purchase Real Property” in this guide.

INTEREST EARNED AND OTHER CREDITS/GAINS/REFUNDS

For reports due on or after September 28, 2011, a candidate or officeholder is required to disclose information regarding the following types of activity from political contributions:

- any credit, interest, rebate, refund, reimbursement, or return of a deposit fee resulting from the use of a political contribution or an asset purchased with a political contribution, the amount of which exceeds \$100;
- any proceeds of the sale of an asset purchased with a political contribution, the amount of which exceeds \$100; and

- any other gain from a political contribution, the amount of which exceeds \$100.

A candidate or officeholder must use Schedule K to report such information. Although you are not required to do so, you may also report any credit/gain/refund or interest that does not exceed \$100 in the period on this schedule. (Previously, this was an optional schedule because a candidate or officeholder was not required to report this information.) A candidate or officeholder may not use interest and other income from political contributions for personal purposes. Political expenditures made from such income must be reported on the expenditures schedule.

PURCHASE OF INVESTMENTS

A candidate or officeholder must report any investment purchased with a political contribution, the amount of which exceeds \$100. This information must be disclosed on Schedule F3 of the campaign finance report.

TOTAL POLITICAL CONTRIBUTIONS MAINTAINED

The law requires you to disclose the total amount of political contributions accepted, including interest or other income on those contributions, maintained in one or more accounts in which political contributions are deposited as of the last day of the reporting period. The “total amount of political contributions maintained” includes: the total amount of political contributions maintained in one or more accounts, including the balance on deposit in banks, savings and loan institutions and other depository institutions; the present value of any investments that can be readily converted to cash, such as certificates of deposit, money market accounts, stocks, bonds, treasury bills, etc.; and the balance of political contributions accepted and held in any online fundraising account over which the filer can exercise control by making a withdrawal, expenditure, or transfer. 1 T.A.C. § 20.50.

The total amount of political contributions maintained does NOT include personal funds that the filer intends to use for political expenditures, *unless* the personal funds have been disclosed as a loan to your campaign and deposited into an account in which political contributions are held as permitted by section 253.0351(c) of the Election Code. Any unexpended funds from such a loan are required to be included in the total amount of political contributions maintained as of the last day of the reporting period. Note: Personal funds deposited in an account in which political contributions are held are subject to the personal use restrictions.

TIME OF ACCEPTING CONTRIBUTION

A filer must report the date he or she *accepts* a political contribution. The date of receipt may be different from the date of acceptance. See “Accepting Contributions” in this guide.

TIME OF MAKING EXPENDITURE

For reporting purposes, an expenditure is made when the amount of the expenditure is readily determinable. An expenditure that is not paid during the reporting period in which the obligation to pay is incurred must be reported on the reporting schedule for “Unpaid Incurred Obligations,” and then reported again on the appropriate expenditure schedule when payment is actually made. If a filer cannot determine the amount of an expenditure until a periodic bill, the date of the expenditure is the date the bill is received.

Credit Card Expenditures. For purposes of 30 day and 8 day pre-election reports, the date of an expenditure made by a credit card is the date of the purchase, not the date of the credit card bill. For purposes of other reports, the date of an expenditure made by a credit card is the date of receipt of the credit card statement that includes the expenditure. For additional information regarding how to report expenditures made by credit card, *see* “Expenditures Made by Credit Card” in this guide.

PREPARING REPORTS

FORMS

Reporting forms are available at <http://www.ethics.state.tx.us> on the Internet. An individual who is both a candidate and an officeholder files one report for each reporting period and is not required to distinguish between campaign activity and officeholder activity.

SIGNATURE REQUIRED

The candidate or officeholder, not the campaign treasurer, must sign reports.

FILING DEADLINES

The next section of this guide explains the types of reports candidates and officeholders are required to file. Annual filing schedules are available at <http://www.ethics.state.tx.us> on the Internet.

Note: Deadlines for filing reports for special elections or runoff elections will not be listed on the filing schedule. Call the Ethics Commission for specific information in these cases.

PERIODS COVERED BY REPORTS

Each report covers activity during a specific time period. Generally, a report begins where the last report ended. For a candidate’s first report, the beginning date will be the date the campaign treasurer appointment was filed. For an officeholder who is appointed to an elective office and who did not have a campaign treasurer appointment on file at the time of the appointment, the beginning date for the first report will be the date the officeholder took office. Generally, there should not be gaps between the periods covered or overlapping time periods. See “Reports” below for information about filing deadlines and periods covered by reports.

DEADLINE ON WEEKEND OR HOLIDAY

If the due date for a report falls on a Saturday, Sunday, or legal holiday, the report is due on the next regular business day.

5 P.M. DEADLINE

The deadline for filing a report is 5 p.m. on the due date.

DELIVERY BY MAIL OR OTHER CARRIER

For most reporting deadlines, a document is considered timely filed if it is properly addressed with postage or handling charges prepaid and bears a postmark or receipt mark of a common or contract carrier indicating a time on or before the deadline.

Pre-Election Reports. A report due 30 days before an election and a report due 8 days before an election must be *received* by the appropriate filing authority no later than the report due date to be considered filed on time.

RETENTION OF RECORDS USED FOR REPORTS

A filer must keep records of all information used to prepare a report of contributions and expenditures, including, for example, receipts or ledgers of contributions and expenditures. A filer must maintain the records for two years after the deadline for the report.

REPORTS

SEMIANNUAL REPORTS

Generally, candidates and officeholders are required to file reports of contributions and expenditures by January 15 and July 15 of each year. The reports filed on these dates are known as semiannual reports. These reports must be filed even if there is no activity to report for the period covered.

However, there is an exception to this requirement for officeholders who file with a local filing authority, do not have a campaign treasurer appointment on file, and do not accept more than \$500 in officeholder contributions or make more than \$500 in officeholder expenditures during the period covered by the report.

REPORTS DUE 30 DAYS AND 8 DAYS BEFORE AN ELECTION

An *opposed* candidate in an upcoming election must file reports of contributions and expenditures 30 days and 8 days before the election. Each of these pre-election reports must be *received* by the appropriate filing authority no later than the report due date. (A person who has elected modified reporting and who remains eligible for modified reporting is not required to file these reports. See “Modified Reporting” in this guide.)

An opposed candidate is a candidate who has an opponent whose name is printed on the ballot. If a candidate’s only opposition is a write-in candidate, that candidate is considered unopposed for filing purposes. (**Note:** A write-in candidate who accepts political contributions or makes political expenditures is subject to the reporting requirements discussed in this guide.)

The report that is due 30 days before the election covers the period that begins on the first day after the period covered by the last required report and ends the 40th day before the election. If this is a filer’s first required report, the period covered by the report begins on the day the filer filed a campaign treasurer appointment.

The report that is due 8 days before the election covers the period that begins on the first day after the period covered by the last required report and ends on the 10th day before the election.

REPORT DUE 8 DAYS BEFORE A RUNOFF ELECTION

A candidate in a runoff must file a report 8 days before the runoff election. A runoff report must be *received* by the appropriate filing authority no later than the report due date. (A candidate who has elected modified reporting and who remains eligible for modified reporting is not required to file this report. See “Modified Reporting” below.)

This report covers a period that begins either the first day after the period covered by the last required report or the day the filer filed a campaign treasurer appointment (if this is the filer’s first report of contributions and expenditures). The period covered by the runoff report ends the 10th day before the runoff election.

MODIFIED REPORTING

On the campaign treasurer appointment form, there is an option to choose modified reporting for the next election cycle. Modified reporting excuses an opposed candidate from filing reports 30 days and 8 days before an election and 8 days before a runoff. An opposed candidate is eligible for modified reporting only if the candidate does not intend to exceed either \$500 in contributions or \$500 in expenditures (excluding filing fees) in connection with an election.

If an opposed candidate selects modified reporting but exceeds a threshold before the 30th day before the election, the candidate must file reports 30 days and 8 days before the election.

If an opposed candidate selects modified reporting but exceeds the \$500 threshold for contributions or expenditures after the 30th day before the election, the filer must file a report within 48 hours of exceeding the threshold. (The filer must meet this deadline even if it falls on a weekend or a holiday.) At that point, the filer is no longer eligible for modified reporting and must file according to the regular filing schedule.

A selection to file on the modified reporting schedule lasts for an entire election cycle. In other words, the selection is valid for a primary, a primary runoff, and a general election (as long as the candidate does not exceed one of the \$500 thresholds). A candidate must submit an amended campaign treasurer appointment (FORM ACTA) to select modified reporting for a different election cycle.

“15TH DAY AFTER APPOINTMENT OF CAMPAIGN TREASURER BY AN OFFICEHOLDER” REPORT

An officeholder must file a report after filing a campaign treasurer appointment. (A report is not required after a *change* in campaign treasurers.) This report of contributions and expenditures is due no later than 15 days after the campaign treasurer appointment was filed. The report must cover the period that begins the day after the period covered by the last required report. The period ends on the day before the campaign treasurer appointment was filed. (**Note:** A person who is *appointed* to elective office may not have filed any previous reports. In that case, the beginning date for the report due 15 days after the campaign treasurer appointment is the date the officeholder took office.) The report is not required if the officeholder did not accept more than \$500 in contributions or make more than \$500 in expenditures by the end of the reporting period.

FINAL REPORT

See “Ending Filing Obligations” below.

ANNUAL REPORT OF UNEXPENDED CONTRIBUTIONS

See “Ending Filing Obligations” below.

FINAL DISPOSITION OF UNEXPENDED CONTRIBUTIONS REPORT

See “Ending Filing Obligations” below.

Things to Remember

- An officeholder must file semiannual reports for any period during which he or she is an officeholder. (There is an exception to this rule for officeholders who do not have a campaign treasurer appointment on file and who do not accept more than \$500 in political contributions or make more than \$500 in political expenditures during the period covered by the report.)
- An opposed candidate in an election must file reports of contributions and expenditures 30 days and 8 days before the election, unless the candidate has selected (and remains eligible for) modified reporting. An opposed candidate who has not selected modified reporting must also file a report 8 days before a runoff election. A report due 30 days before an election and a report due 8 days before an election must be received by the appropriate filing authority no later than the report due date.
- An unopposed candidate is not required to file reports 30 days before an election or 8 days before an election but is required to file semiannual reports.
- A candidate who selects modified reporting must file semiannual reports.
- A filer who selects modified reporting for one election cycle will be required to file on the regular reporting schedule for the next election cycle unless the filer submits an amended campaign treasurer appointment selecting modified reporting for the next election cycle.

ENDING FILING OBLIGATIONS

FINAL REPORT

If a filer expects to accept no further political contributions and to make no further political expenditures and if the filer expects to take no further action to get elected to a public office, the filer may file a final report. Filing a final report terminates a filer’s campaign treasurer appointment and relieves the filer from any additional filing obligations *as a candidate*. (Note: A candidate who does not have a campaign treasurer appointment on file may still be required to file a personal financial statement in accordance with chapter 572 of the Government Code or chapter 159 of the Local

Government Code.) If the filer is an officeholder, the filer will still be subject to the filing requirements applicable to officeholders. A filer who is not an officeholder at the time of filing a final report *and* who has surplus political funds or assets will be required to file annual reports of unexpended contributions and a report of final disposition of unexpended contributions. See “Annual Report of Unexpended Contributions” and “Report of Final Disposition of Unexpended Contributions” below.

A filer who intends to continue accepting contributions to pay campaign debts should *not* terminate his or her campaign treasurer appointment. An individual must have a campaign treasurer appointment on file to accept contributions to offset campaign debts or to pay campaign debts.

Terminating a campaign treasurer appointment does not relieve a filer of responsibility for any delinquent reports or outstanding civil penalties.

ANNUAL REPORT OF UNEXPENDED CONTRIBUTIONS

The following individuals must file annual reports of unexpended contributions:

- a former officeholder who did not have a campaign treasurer appointment on file at the time of leaving office and who retained any of the following after filing his or her last report: political contributions, interest or other income from political contributions, or assets purchased with political contributions or interest or other income from political contributions.
- a former candidate (a person who previously had a campaign treasurer appointment on file) who was not an officeholder at the time of filing a final report and who retained any of the following at the time of filing a final report: political contributions, interest or other income from political contributions, or assets purchased with political contributions.

Annual reports are due not earlier than January 1 and not later than January 15 of each year. An annual report (FORM C/OH-UC) must contain the following information: (1) information about expenditures from or disposition of surplus funds or assets; (2) the amount of interest or other income earned on surplus funds during the previous year; and (3) the total amount of surplus funds and assets at the end of the previous year.

The obligation to file annual reports ends when the former candidate or officeholder files a report of final disposition of unexpended contributions.

REPORT OF FINAL DISPOSITION OF UNEXPENDED CONTRIBUTIONS

A former candidate or former officeholder who has disposed of all surplus funds and assets must file a report of final disposition of unexpended contributions. This report may be filed as soon as all funds have been disposed of.

A former candidate or former officeholder has six years from the date of filing a final report or leaving office (whichever is later) to dispose of surplus funds and assets. The latest possible date for filing a report of unexpended contributions is 30 days after the end of that six-year period.

At the end of the six-year period, a former candidate or officeholder *must* dispose of surplus assets or funds in one of the following ways:

- The former candidate or officeholder may give them to the political party with which he or she was affiliated when last on the ballot;
- The former candidate or officeholder may contribute them to a candidate or a political committee. (This triggers a requirement to file a report of the contribution.);
- The former candidate or officeholder may give them to the comptroller for deposit in the state treasury to be used to finance primary elections;
- The former candidate or officeholder may give them to one or more contributors, but the total returned to any person may not exceed the aggregate amount accepted from that person during the last two years during which the former candidate or officeholder accepted political contributions;
- The former candidate or officeholder may give them to certain charitable organizations; or
- The former candidate or officeholder may give them to a public or private post-secondary educational institution or an institution of higher education as defined by section 61.003(8), Education Code, for the purpose of assisting or creating a scholarship program.

Things to Remember

- Anyone who has an appointment of campaign treasurer on file must file periodic reports of campaign contributions and expenditures.
- An individual who expects no further reportable activity in connection with his or her candidacy, files a final report and thereby terminates his or her campaign treasurer appointment. (Note: A candidate who does not have a campaign treasurer appointment on file may still be required to file a personal financial statement in accordance with chapter 572 of the Government Code or chapter 159 of the Local Government Code.)
- An officeholder may be required to file semiannual reports even if he or she does not have a campaign treasurer appointment on file. A local officeholder who has not accepted more than \$500 in contributions or made more than \$500 in expenditures in a semiannual period since terminating his or her campaign treasurer appointment is not required to file a semiannual report for that period.

PENALTIES FOR REPORTING VIOLATIONS

Any citizen may file a criminal complaint with the district attorney, a civil complaint with the Ethics Commission, or a civil action against a candidate or officeholder for violations of title 15. Any penalty stemming from such complaints would be assessed against *the candidate or officeholder*, not the campaign treasurer.

CAMPAIGN FINANCE RESTRICTIONS

Chapter 253 of the Election Code contains a number of restrictions regarding the acceptance and use of political contributions, including the following:

1. An individual may not accept a campaign contribution or make a campaign expenditure (including a campaign expenditure from personal funds) without a campaign treasurer appointment on file. Elec. Code § 253.031. An officeholder may accept officeholder contributions and make officeholder expenditures regardless of whether he or she has a campaign treasurer appointment on file.
2. Political contributions from labor organizations and from most corporations are prohibited. Elec. Code § 253.091, *et seq.* Partnerships that include one or more corporate partners are subject to the prohibition.
3. Certain documentation must be obtained in order to accept contributions from an out-of-state political committee. Elec. Code § 253.032. *See* “Contributions From Out-of-State Political Committees” in this guide.
4. Cash contributions of more than \$100 in the aggregate from one contributor in a reporting period are prohibited. (Here “cash” means coins and currency, not checks.) Elec. Code § 253.033.
5. The use of political contributions to purchase real property is prohibited. There is also a restriction on the use of political funds to rent or purchase real property from a person related to the candidate or officeholder within the second degree of consanguinity or affinity or from a business in which the candidate or officeholder or such a relative has a participating interest of more than 10 percent, holds a position on the governing body, or serves as an officer. Elec. Code § 253.038.
6. Texas law does not allow anonymous contributions. Also, reports must disclose the actual source of a contribution, not an intermediary. Elec. Code § 253.001.
7. Personal use of political contributions is prohibited. Elec. Code § 253.035.
8. A candidate or officeholder may not use political contributions to pay for personal services rendered by the candidate or officeholder or by the spouse, or dependent children of the candidate or officeholder. There are also restrictions of a candidate’s or officeholder’s use of political contributions to make payments to a business in which the candidate or officeholder holds a participating interest of more than 10 percent, a position on the governing body of the business, or a position as an officer of the business. *See* Ethics Advisory Opinion No. 35 (1992) (regarding the combined effect of this prohibition and the prohibition on corporate contributions). Elec. Code § 253.041.

There are restrictions on the use of political contributions to reimburse political expenditures from personal funds. *See* “Reimbursement for Political Expenditures from Personal Funds,” in this guide.

9. A candidate, officeholder, or political committee may not accept political contributions in the Capitol or in the Capitol Extension. Effective September 1, 2009, a candidate, officeholder, or political committee also may not accept political contributions in a courthouse. “Courthouse” means any building owned by the state, a county, or a municipality, or an office or part of a building leased to the state, a county, or a municipality, in which a justice or judge sits to conduct court proceedings. Elec. Code § 253.039.

10. Federal law generally prohibits the acceptance of contributions from foreign sources. Contact the Federal Election Commission for more detailed information.

TEXAS ETHICS COMMISSION

CANDIDATE/OFFICEHOLDER REPORT OF UNEXPENDED CONTRIBUTIONS

FORM C/OH-UC – INSTRUCTION GUIDE



Revised October 16, 2015

Texas Ethics Commission, P.O. Box 12070, Austin, Texas 78711
(512) 463-5800 FAX (512) 463-5777 TDD 1-800-735-2989

Visit us at <https://www.ethics.state.tx.us> on the Internet.

AN EQUAL OPPORTUNITY EMPLOYER

The Texas Ethics Commission does not discriminate on the basis of race, color, national origin, sex, religion, age or disability in employment or the provision of services.

FORM C/OH-UC: CANDIDATE/OFFICEHOLDER REPORT OF UNEXPENDED CONTRIBUTIONS

These instructions are for candidates and officeholders using FORM C/OH-UC: CANDIDATE / OFFICEHOLDER REPORT OF UNEXPENDED CONTRIBUTIONS. Use Form C/OH-UC for filing either an annual report of unexpended contributions or a report of the final disposition of unexpended contributions.

GENERAL INSTRUCTIONS

ANNUAL REPORT OF UNEXPENDED CONTRIBUTIONS. You must file this report if one of the following descriptions applies to you:

- (1) You filed a final report as a candidate at a time when you were not an officeholder and you had unexpended political contributions, interest, assets, or other money earned from political contributions at the time you filed the final report; *or*
- (2) You ceased to be an officeholder at a time when you did not have a campaign treasurer on file, and you had unexpended political contributions, interest, assets, or other money earned from political contributions at the time you ceased to be an officeholder.

You must file an Unexpended Contributions - Annual report not earlier than January 1 and not later than January 15 of the year after each year in which you maintained unexpended contributions or assets. You must complete Form C/OH-UC and designate the report as an annual report by checking the “Annual” box.

You must continue to file Unexpended Contributions - Annual reports until you have disposed of all your unexpended contributions or assets. Once you have disposed of all your contributions or assets, you must file an Unexpended Contributions - Final report.

You may not retain unexpended contributions or assets longer than six years after the date you filed your final report or ceased being an officeholder, as applicable. If you still maintain unexpended assets at the end of the six-year period, you must dispose of the assets in one of the following ways:

- (1) You may give them to the political party with which you were affiliated when your name was last on the ballot.
- (2) You may give them to a candidate or a political committee. If you do so, however, you must file a report on Form AS IF-SPAC as described below under “Extra Reporting for a Contribution to a Candidate or Political Committee.”
- (3) You may give them to the comptroller for deposit in the state treasury to be used to finance primary elections.
- (4) You may give them to one or more persons from whom you received political contributions, but the total returned to any person may not exceed the aggregate

amount accepted from that person during the last two years during which you were accepting political contributions.

- (5) You may give them to a recognized charitable organization formed for educational, religious, or scientific purposes that is exempt from taxation under Section 501(c)(3), Internal Revenue Code of 1986, and its subsequent amendments.
- (6) You may give them to a public or private post-secondary educational institution or an institution of higher education as defined by Section 61.003(8), Education Code, for the purpose of assisting or creating a scholarship program.

You may dispose of unexpended contributions or assets in this manner at any time during the six-year period.

EXTRA REPORTING FOR CONTRIBUTION TO CANDIDATE OR POLITICAL COMMITTEE. If you contribute unexpended contributions or assets to another candidate or political committee, you must report the contribution twice. You must include the contribution on your Annual Report and you must also report the contribution on a AS IF-SPECIFIC-PURPOSE COMMITTEE CAMPAIGN FINANCE REPORT (Form AS IF-SPAC). You must file the AS IF-SPAC report with the filing authority with whom the candidate or political committee files reports by the date by which the candidate or political committee receiving the contribution must report the receipt of the contribution.

NOTE: If the candidate or political committee files with the Texas Ethics Commission (Commission), you will need a separate “AS IF-SPAC” filer ID to file the AS IF-SPAC report. Please contact the Commission for help in establishing an AS IF-SPAC filer ID.

FINAL DISPOSITION OF UNEXPENDED CONTRIBUTIONS REPORT. You must file a report of the final disposition of your unexpended contributions or assets. Complete Form C/OH-UC and designate the report as an “Unexpended Contributions – Final” report by checking the “Final Disposition” box. The report is due no later than the 30th day after the end of the six-year period.

SPECIFIC INSTRUCTIONS

Each numbered item in these instructions corresponds to the same numbered item on the form.

PAGE 1

- 1. FILER ID:** If you are filing with the Commission, you were assigned a filer identification (ID) number when you filed your initial campaign treasurer appointment. You should have received a letter acknowledging receipt of the form and informing you of your filer ID number. Enter this number wherever you see “Filer ID.” If you do not file with the Commission, you are not required to enter a filer ID number.
- 2. CANDIDATE/OFFICEHOLDER NAME:** Enter your full name, including nicknames and suffixes (e.g., Sr., Jr., III), if applicable. Your entry here should be the same as in your

APPOINTMENT OF CAMPAIGN TREASURER BY A CANDIDATE (CTA). Enter your name in the same way wherever you see “C/OH NAME”.

- 3. CANDIDATE/OFFICEHOLDER ADDRESS:** Enter your complete mailing address. Your entry here should be the same as the address in your APPOINTMENT OF CAMPAIGN TREASURER BY A CANDIDATE (CTA). If your mailing address has changed since you last gave notice of your address, check the “Change of Address” box.

- 4. REPORT TYPE:** Check the appropriate box.

“Annual” Box: Check this box if you are filing an Unexpended Contributions - Annual report.

“Final Disposition” Box: Check this box if you are filing an Unexpended Contributions - Final report.

- 5. PERIOD COVERED:**

Annual Reports. For your first Unexpended Contributions - Annual report, the start date is the day after the day you filed your Final Report. The start date for all other Unexpended Contributions - Annual reports is January 1 of the previous year. The end date for all Unexpended Contributions - Annual reports is December 31 of the previous year.

Final Disposition Report. For an Unexpended Contributions – Final report, the start date is the day after the period covered by your most recent Unexpended Contributions - Annual report. The end date is the date you file the report.

- 6. TOTALS:** Complete this section only if you are filing an Annual Report. If you are not filing an Annual Report, go to section 7.

Line 1. Enter the total amount of unexpended political contributions and assets that you maintained as of December 31 of the previous year. (Note: Unlike other reports, you are not required to also disclose the total amount of expenditures entered in this Unexpended Contributions report. You are only required to disclose your unexpended balance as of December 31.)

Line 2. Enter the total amount of interest and other income earned on unexpended political contributions and assets during the previous year ending December 31.

- 7. AFFIDAVIT:** Complete this section only after you have completed all other appropriate sections and schedules. You must always sign a report that you file. You must complete this section even if you have no schedules to attach. **ONLY THE CANDIDATE OR OFFICEHOLDER FILING THE REPORT MAY SIGN THE AFFIDAVIT.**

PAGE 2

- 8. C/OH (CANDIDATE/OFFICEHOLDER) NAME:** Enter your full name as you did on Form C/OH-UC, Page 1.

9. FILER ID: If you are filing with the Commission, enter your filer ID number. If you do not file with the Commission, you are not required to enter a filer ID number.

10. DATE: Enter the date the expenditure was made.

Credit Card Expenditures: There is a special reporting rule for expenditures made by credit card. The date of a credit card expenditure is either the date of the charge or the date the credit card statement is received. *A filer can never go wrong by disclosing the date of the expenditure as the date of the charge.*

11. PAYEE NAME: Enter the full name of the payee. If the payee is an individual, enter the full name, first, last, and suffix (Jr., III, etc.) if applicable (title is optional). If the payee is an entity, enter the full name of the entity.

12. PAYEE ADDRESS: Enter the complete address of the payee.

13. AMOUNT: Enter the amount of the expenditure payment.

14. PURPOSE OF EXPENDITURE: Enter a brief statement or description of the expenditure. The brief statement or description must include the item or service purchased and must be sufficiently specific to make the reason for the expenditure clear.

Reporting Travel Outside of Texas: The law requires detailed information regarding in-kind contributions and political expenditures for travel outside of Texas. This information should be reported on Schedule T and attached to this form. Schedule T can be found on the Commission's website at https://www.ethics.state.tx.us/forms/Schedule_T.pdf.

15. IS THE EXPENDITURE A CONTRIBUTION TO A CANDIDATE, OFFICEHOLDER, OR POLITICAL COMMITTEE? If the expenditure was a contribution to a candidate, officeholder, or political committee, check the “Yes” box. The purpose of this box is to allow you to see that you must file an additional report for this expenditure on Form AS IF-SPAC. See the “**Extra Reporting For Contribution To Candidate Or Political Committee**” section in the General Instructions for this form.

If the expenditure was not a contribution to a candidate, officeholder, or political committee, check the “No” box.

CANDIDATE / OFFICEHOLDER REPORT OF UNEXPENDED CONTRIBUTIONS

**FORM C/OH-UC
COVER SHEET PG 1**

The C/OH-UC Instruction Guide explains how to complete this form.		1 Filer ID (Ethics Commission Filers)	
2 CANDIDATE / OFFICEHOLDER NAME	MS/MRS/MR	FIRST	MI
	NICKNAME	LAST	SUFFIX
3 CANDIDATE / OFFICEHOLDER ADDRESS <input type="checkbox"/> change of address	ADDRESS / PO BOX; APT / SUITE #; CITY; STATE; ZIP CODE		
	Date Received		
4 REPORT TYPE <input type="checkbox"/> Annual <input type="checkbox"/> Final Disposition	Date Hand-delivered or Date Postmarked		
	Receipt #	Amount \$	
5 PERIOD COVERED	Month / Day / Year	THROUGH	Month / Day / Year
6 TOTALS	1. TOTAL AMOUNT OF UNEXPENDED POLITICAL CONTRIBUTIONS AS OF DECEMBER 31 OF THE PREVIOUS YEAR.		\$
	2. TOTAL AMOUNT OF INTEREST AND OTHER INCOME EARNED ON UNEXPENDED POLITICAL CONTRIBUTIONS DURING THE PREVIOUS YEAR.		\$

7 AFFIDAVIT

I swear, or affirm, under penalty of perjury, that the accompanying report is true and correct and includes all information required to be reported by me under Title 15, Election Code.

Signature of Candidate or Officeholder

AFFIX NOTARY STAMP / SEAL ABOVE

Sworn to and subscribed before me, by the said _____, this the _____ day of _____, 20 _____, to certify which, witness my hand and seal of office.

Signature of officer administering oath

Printed name of officer administering oath

Title of officer administering oath

POLITICAL ADVERTISING

What You Need To Know



The Texas Election Law requires certain disclosures and notices on political advertising. The law also prohibits certain types of misrepresentation in political advertising and campaign communications. This brochure explains what you need to know to insure that your political advertising and campaign communications comply with the law.

If you are not sure what the law requires, do the cautious thing. Use the political advertising disclosure statement whenever you think it might be necessary, and do not use any possibly misleading information in political advertising or a campaign communication. If you are using political advertising or campaign communications from a prior campaign, you should check to see if the law has changed since that campaign.

Candidates for federal office should check with the Federal Election Commission at (800) 424-9530 for information on federal political advertising laws.

NOTICE: This guide is intended only as a general overview of the disclosure statements that must appear on political advertising as required under Chapter 255 of the Election Code, which is distinct from political reporting requirements under Chapter 254 of the Election Code.

Texas Ethics Commission
P.O. Box 12070
Austin, Texas 78711-2070

(512) 463-5800

FAX (512) 463-5777

TDD (800) 735-2989

Visit us at www.ethics.state.tx.us on the Internet.

REQUIRED DISCLOSURE ON POLITICAL ADVERTISING

I. What Is Political Advertising?

The disclosure statement and notice requirements discussed in this section apply to “political advertising.” In the law, “political advertising” is a specifically defined term. Do not confuse this special term with your own common-sense understanding of advertising.

To figure out if a communication is political advertising, you must look at what it says and where it appears. If a communication fits in one of the categories listed in Part A (below) and if it fits in one of the categories listed in Part B (below), it is political advertising.

Part A. What Does It Say?

1. Political advertising includes communications supporting or opposing a candidate for nomination or election to either a public office or an office of a political party (including county and precinct chairs).
2. Political advertising includes communications supporting or opposing an officeholder, a political party, or a measure (a ballot proposition).

Part B. Where Does It Appear?

1. Political advertising includes communications that appear in pamphlets, circulars, fliers, billboards or other signs, bumper stickers, or similar forms of written communication.
2. Political advertising includes communications that are published in newspapers, magazines, or other periodicals in return for consideration.
3. Political advertising includes communications that are broadcast by radio or television in return for consideration.
4. Political advertising includes communications that appear on an Internet website.

II. When Is A Disclosure Statement Required?

The law provides that political advertising that contains express advocacy is required to include a disclosure statement. The person who causes the political advertising to be published, distributed, or broadcast is responsible for including the disclosure statement.

The law does not define the term “express advocacy.” However, the law does provide that political advertising is deemed to contain express advocacy if it is authorized by a candidate, an agent of a candidate, or a political committee filing campaign finance reports. Therefore, a disclosure statement is required any time a candidate, a candidate’s agent, or a political committee authorizes political advertising.

The precise language of political advertising authorized by someone other than a candidate, the candidate's agent, or a political committee will determine if the advertising contains express advocacy and is therefore required to include a disclosure statement. Generally, the question is whether the communication expressly advocates the election or defeat of an identified candidate, or expressly advocates the passage or defeat of a measure, such as a bond election. The inclusion of words such as "vote for," "elect," "support," "defeat," "reject," or "Smith for Senate" would clearly constitute express advocacy, but express advocacy is not limited to communications that use those words. Similar phrases, such as "Cast your ballot for X," would also constitute express advocacy. Additionally, in 2007, the United States Supreme Court held that an advertisement included express advocacy or its functional equivalent "if the ad is susceptible to no reasonable interpretation other than as an appeal to vote for or against a specific candidate." *FEC v. Wisconsin Right to Life, Inc.*, 127 S.Ct. 2652 (2007). It is a question of fact whether a particular communication constitutes express advocacy. If you are not sure whether political advertising contains express advocacy, do the cautious thing and include the disclosure statement. That way there is no need to worry about whether you have violated the law.

Remember: The concept of "express advocacy" is relevant in determining whether political advertising is required to include a disclosure statement. However, the political advertising laws governing the right-of-way notice, misrepresentation, and use of public funds by political subdivisions will apply to political advertising regardless of whether the advertising contains express advocacy.

III. What Should The Disclosure Statement Say?

A disclosure statement must include the following:

1. the words "political advertising" or a recognizable abbreviation such as "pol. adv."; and
2. the full name of one of the following: (a) the person who paid for the political advertising; (b) the political committee authorizing the political advertising; or (c) the candidate or specific-purpose committee supporting the candidate, if the political advertising is authorized by the candidate.

The disclosure statement must appear on the face of the political advertising or be clearly spoken if the political advertising does not include written text.

The advertising should not be attributed to entities such as "Committee to Elect John Doe" unless a specific-purpose committee named "Committee to Elect John Doe" has filed a campaign treasurer appointment with the Ethics Commission or a local filing authority.

IV. Are There Any Exceptions To The Disclosure Statement Requirement?

The following types of political advertising do not need the disclosure statement:

1. t-shirts, balloons, buttons, emery boards, hats, lapel stickers, small magnets, pencils, pens, pins, wooden nickels, candy wrappers, and similar materials;
2. invitations or tickets to political fundraising events or to events held to establish support for a candidate or officeholder;

3. an envelope that is used to transmit political advertising, provided that the political advertising in the envelope includes the disclosure statement;
4. circulars or fliers that cost in the aggregate less than \$500 to publish and distribute; and
5. political advertising printed on letterhead stationery, if the letterhead includes the name of one of the following: (a) the person who paid for the advertising, (b) the political committee authorizing the advertising, or, (c) the candidate or specific-purpose committee supporting the candidate, if the political advertising is authorized by the candidate. (Note: There is also an exception for holiday greeting cards sent by an officeholder, provided that the officeholder's name and address appear on the card or the envelope.)

V. What Should I Do If I Discover That My Political Advertising Does Not Contain A Disclosure Statement?

The law prohibits a person from using, causing or permitting to be used, or continuing to use political advertising containing express advocacy if the person knows it does not include the disclosure statement. A person is presumed to know that the use is prohibited if the Texas Ethics Commission notifies the person in writing that the use is prohibited. If you receive notice from the Texas Ethics Commission that your political advertising does not comply with the law, you should stop using it immediately.

If you learn that a political advertising sign designed to be seen from the road does not contain a disclosure statement or contains an inaccurate disclosure statement, you should make a good faith attempt to remove or correct those signs that have been distributed. You are not required to attempt to recover other types of political advertising that have been distributed with a missing or inaccurate disclosure statement.

VI. The Fair Campaign Practices Act.

The Fair Campaign Practices Act sets out basic rules of decency, honesty, and fair play to be followed by candidates and political committees during a campaign. A candidate or political committee may choose to subscribe to the voluntary code by signing a copy of the code and filing it with the authority with whom the candidate or committee is required to file its campaign treasurer appointment. A person subscribing to the code may indicate that fact on political advertising by including the following or a substantially similar statement:

(Name of the candidate or political committee, as appropriate) subscribes to the Code of Fair Campaign Practices.

VII. Special Rule For Judicial Candidates, Officeholders, and Committees.

Candidates for the Supreme Court, Court of Criminal Appeals, courts of appeals, district courts, statutory county courts (county courts-at-law), and statutory probate courts are required to file a form declaring their intent to either comply with or exceed the voluntary expenditure limits of the Judicial Campaign Fairness Act. A candidate who has declared an intent to comply with the expenditure limits, as well as a specific-purpose committee supporting such a candidate, may

state the following in political advertising:

Political advertising paid for by (name of candidate or committee) in compliance with the voluntary limits of the Judicial Campaign Fairness Act.

If a candidate declares an intent to exceed the expenditure limits, however, both the candidate and any specific-purpose committee supporting the candidate must include in their political advertising the following statement:

Political advertising paid for by (name of candidate or committee), (who or which) has rejected the voluntary limits of the Judicial Campaign Fairness Act.

ROAD SIGNS

I. When Is The “Right-Of-Way” Notice Required?

All written political advertising that is meant to be seen from a road must carry a “right-of-way” notice. It is a criminal offense to omit the “right-of-way” notice in the following circumstances:

1. if you enter into a contract or agreement to print or make written political advertising meant to be seen from a road; or
2. if you instruct another person to place the written political advertising meant to be seen from a road.

II. What Should The “Right-Of-Way” Notice Say?

Section 255.007 of the Texas Election Code prescribes the exact language of the notice:

NOTICE: IT IS A VIOLATION OF STATE LAW (CHAPTERS 392 AND 393, TRANSPORTATION CODE) TO PLACE THIS SIGN IN THE RIGHT-OF-WAY OF A HIGHWAY.

III. Do Yard Signs Have To Have The “Right-Of-Way” Notice?

Yes. The “right-of-way” notice requirement applies to signs meant to be seen from any road. The notice requirement assures that a person responsible for placing signs is aware of the restriction on placing the sign in the right-of-way of a highway.

IV. What About Bumper Stickers?

Bumper stickers do not need the “right-of-way” notice. They do, however, need a political advertising disclosure statement.

V. Where May I Place My Signs And How Long May Signs Be Posted?

For information about exactly where you may or may not place signs, or for information regarding the length of time your signs may be posted, check with your city or county government and with the Texas Department of Transportation at (512) 416-2901.

MISREPRESENTATION

I. Are There Restrictions On The Contents Of Political Advertising?

Political advertising and campaign communications may not misrepresent a person’s identity or official title, nor may they misrepresent the true source of the advertising or communication. The election law does not address other types of misrepresentation in political advertising or campaign communications.

Note that the misrepresentation rules apply to both political advertising and campaign communications. “Campaign communication” is a broader term than “political advertising.”

A “campaign communication” means “a written or oral communication relating to a campaign for nomination or election to public office or office of a political party or to a campaign on a measure.”

II. Misrepresentation Of Office Title.

A candidate may not represent that he or she holds an office that he or she does not hold at the time of the representation. **If you are not the incumbent in the office you are seeking, you must make it clear that you are seeking election rather than reelection by using the word “for” to clarify that you don’t hold that office.** The word “for” must be at least one-half the type size as the name of the office and should appear immediately before the name of the office. For example, a non-incumbent may use the following formats:

**Vote John Doe
for Attorney General**

**John Doe
For
Attorney General**

III. Misrepresentation Of Identity Or Source.

A person violates the law if, with intent to injure a candidate or influence the result of an election, the person misrepresents the source of political advertising or a campaign communication or if the person misrepresents his or her own identity or the identity of his or her agent in political advertising or in a campaign communication. (If someone else is doing something for you, that person is your agent.) For example, you may not take out an ad in favor of your opponent that purports to be sponsored by a notoriously unpopular group.

IV. Use Of State Seal.

Only officeholders may use the state seal in political advertising.

DEPARTAMENTO DE TRANSPORTACIÓN DE TEXAS

CARTELES DE CAMPAÑA

Durante la temporada de campañas, en el paisaje florece otra especie de flor especial-el cartel político. Al contrario de las flores silvestres que a todos agradan, en el caso de carteles de campañas, colocarlos en terreno público es ilegal. Así que antes de plantar su cartel, apréndase las leyes y mantenga la belleza de Texas. El Capítulo 394 del Código de Transportación de Texas es la base de los reglamentos tocantes los carteles de campañas, que administra el Departamento de Transportación de Texas.

Necesita Usted Saber

- Es ilegal colocar carteles en o dentro del derecho de vía. Esto incluye fijar carteles en árboles, postes de teléfono, en las señales de tráfico y en otras instalaciones en los derechos de vía.
- Carteles de campaña en las carreteras de Texas se pueden colocar en propiedad privada con el permiso del dueño de la propiedad.
- Antes de colocar un cartel dentro de los límites incorporados de la ciudad, deberá comunicarse con la ciudad para informarse de las ordenanzas que apliquen.

Remover los Carteles

Si Usted ha colocado su cartel en un sitio de derecho de vía o si el cartel ha creado un peligro al tráfico, nosotros lo removemos sin previo aviso. Todos los gastos relacionados con la remoción del cartel serán pagados por el dueño del cartel.

Para más Información

- [Anuncios Políticos –Comisión de Ética de Texas](https://www.ethics.state.tx.us/filinginfo/padpubs.htm)
<https://www.ethics.state.tx.us/filinginfo/padpubs.htm>

Comuníquese con Nosotros

Para más información tocante las reglas de los carteles de campaña, por favor llame al (512) 416-3030.

CÓDIGO DE ORDENANZAS DE LA CIUDAD DE BASTROP

Artículo 3.20 – Carteles

Secc. 3.20.017 – Estándares de carteles temporales.

Carteles temporales se permiten por tiempo limitado de acuerdo con los requisitos de permisos en este artículo presentados en breve en [sección 3.20.053](#).

(10) *Carteles Políticos.*

(A) Carteles políticos no requieren permiso.

(B) Carteles políticos no deberán:

(i) Tener una área eficaz de más de treinta y seis (36) pies;

(ii) Ser más de ocho (8) pies de alto;

(iii) Ser iluminados; o

(iv) Tener elementos móviles.

(C) Carteles políticos se pueden colocar en propiedad privada pero solo con permiso del dueño de la propiedad.


(D) Carteles políticos no se deberán colocar en terreno estatal, del condado, o en postes de servicio público local ni en zonas de derecho de vía.

(E) Todos los carteles políticos serán removidos en un plazo de treinta (30) días después de la elección en cual se decidan las candidaturas o las proposiciones electorales.

(F) Candidatos políticos serán responsables de remover todos los carteles políticos que promuevan su elección.

(G) Todo gasto razonable de la Ciudad que se incurra cuando se remueven los carteles políticos después del plazo de treinta días será cobrado al candidato político. El cobro por la remoción no será más que el cobro por remover otros carteles regulados por ordenanza.

POLITICAL FUNDRAISERS: What You Need to Know



A GUIDE FOR CANDIDATES, OFFICEHOLDERS, AND POLITICAL COMMITTEES

September 20, 2018

Visit us at <http://www.ethics.state.tx.us> on the Internet

Fundraising Events

Rule No. 1

File a Campaign Treasurer Appointment

All candidates must file a campaign treasurer appointment with the proper filing authority before accepting a campaign contribution or making or authorizing a campaign expenditure, including an expenditure from personal funds.

All political committees must file a campaign treasurer appointment before accepting or spending over \$500, and additional requirements may also apply.

Rule No. 2

No Raffles

Texas law allows only certain charitable and nonprofit organizations to conduct raffles to support their charitable causes. An unlawful raffle may constitute illegal gambling, which may carry criminal penalties.

For more information see: <https://www.texasattorneygeneral.gov/divisions/financial-litigation/charitable-trusts/charitable-raffles-and-casinopoker-nights> on the Office of the Attorney General website.

Rule No. 3

No Cash Contributions Over \$100

Texas law prohibits a candidate, officeholder, or specific-purpose committee from accepting political contributions in cash (excluding checks) that in the aggregate exceed \$100 from a single contributor in a reporting period.

Rule No. 4
**Auction Activity
is Reportable**

Donations to a candidate or political committee at a fundraiser are campaign contributions.

An item donated to be auctioned at a fundraiser is an “in-kind” campaign contribution. The purchase of the item at the auction is also a contribution. Both the item and the purchase price must be reported as political contributions.

Rule No. 5
No Anonymous Contributions

Texas law requires filers to know the name of each contributor and the amount of each contribution, even for small contributions. Do not “pass the hat” or use a contribution jar. Depending on the filer and the amount of the contribution, additional information may be required.

Rule No. 6
**No Contributions from
Corporations or Labor
Organizations**

Texas law prohibits corporations and labor organizations from making political contributions to candidates, officeholders, and related specific-purpose committees. Contributions to GPACs are also restricted. Limited exceptions also exist.

The prohibition also applies to other organizations, such as partnerships and limited liability companies (LLC), if they are owned by a corporation or include an incorporated member or partner.

Rule No. 7
**No Contributions from
Foreign Nationals**

The Federal Election Campaign Act (FECA) prohibits certain foreign nationals from contributing, donating, or spending funds in connection with any federal, state, or local election in the U.S., either directly or indirectly. It is also unlawful to help foreign nationals violate that ban or to solicit, receive, or accept contributions or donations from them.

Rule No. 8

**No Misuse of Government
Property to Campaign**

Chapter 39 of the Penal Code prohibits a public servant from using government property, services, personnel, or any other thing of value belonging to the government to obtain a benefit or to harm or defraud another. The commission has held that the use of state computers to prepare campaign finance reports, or to use state resources to gather information for a campaign fundraiser, constitutes a misuse of government property.

Texas Ethics Commission

P.O. Box 12070

Austin, Texas 78711-2070

(512) 463-5800

Note: This brochure is not intended to encompass all the rules, but is intended to give a broad overview of the most common questions involving fundraisers. Be sure to check with the Texas Ethics Commission and your local municipality for any additional limits that might apply.

In compliance with the Americans With Disabilities Act, the publications of the Texas Ethics Commission are available by request in alternative formats. To request an accessible format, please contact our ADA Compliance Officer by telephone at 512-463-5800 or through RELAY Texas at 800-735-2989; or by mail in care of the Texas Ethics Commission, P.O. Box 12070, Austin, Texas 78711.

The Texas Ethics Commission is an Equal Opportunity Employer and does not discriminate in providing services or employment.

Copies of this publication have been distributed in accordance with the State Depository Law and are available for public use through the Texas State Publications Depository Program at the Texas State Library and other state depository libraries.

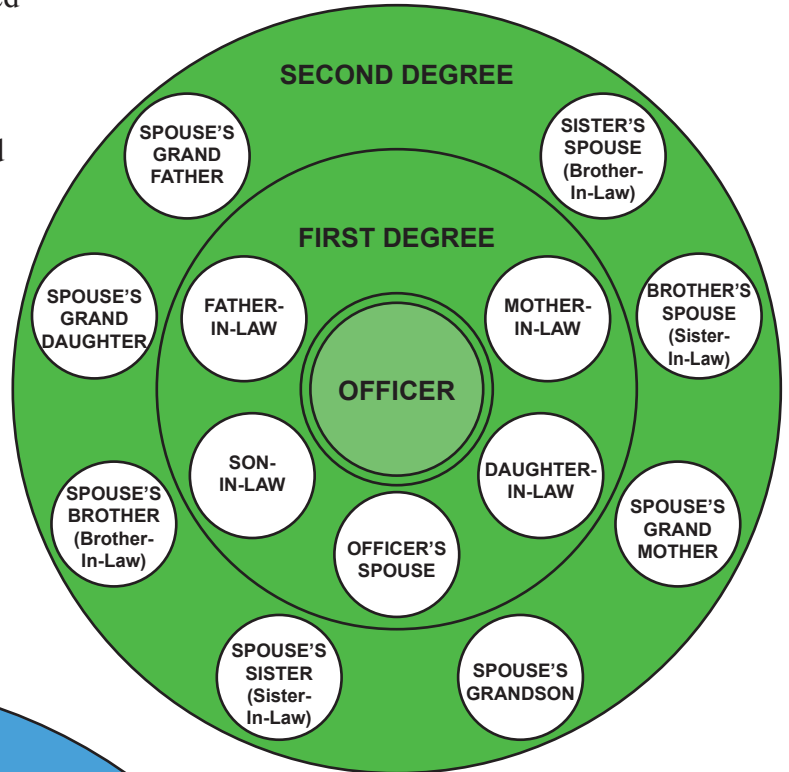
NEPOTISM CHART

The charts show:

- **Affinity Kinship** (relationship by marriage)
- **Consanguinity Kinship** (relationship by blood)
for purposes of interpreting nepotism as defined in VTCA Government Code, Chapter 573, §§573.021 - .025

Also applicable to Conflict of Interest as outlined in Chapter 171 of the Local Government Code

Affinity Kinship
(Relationship by Marriage)



Consanguinity Kinship
(Relationship by Blood)

