


JUNIOR PARK RANGER

Activity Book



Complete the activities
and earn your badge!





This book belongs to:

JUNIOR PARK RANGER

Certificate & Badge

When you have finished all the activities in your book, any Park & Recreation professional can award your Junior Park Ranger certificate and badge.

Just visit the Recreation Center at 1008 Water Street or the Bastrop Library at 1100 Church Street.




Table of Contents

City of Bastrop Parks & Amenities	2
Meet Lolly, the Loblolly Pine Tree.....	3
Trees We See	4
Trees We See Word Search.....	5
Bird City Bastrop	6
Pine Cone Bird Feeder	7
Life in the Parks	8
Lolly's Wild Park Adventure Maze.....	9
Water Conservation	10
Water Conservation: True or False?	11
Reduce, Reuse, & Recycle!	12
Reduce, Reuse, & Recycle! Coloring Activity.....	13
Be Happy & Healthy!.....	14
Design Your Own Healthy Park	15
Rockin' Bastrop Art.....	16
City of Bastrop Parks BINGO	17
Be a Good Junior Park Ranger	18
Junior Master Naturalist Program	19

City of Bastrop Parks & Amenities

- **Bark Park** - 101 Grady Tuck Ln.
- **Bob Bryant Park** - 600 Charles Blvd.
- **Bob Bryant Disc Golf Course** - 600 Charles Blvd.
- **Ferry Park** - 502 Water St.
- **Fireman's Park** - 600 Hill St.
- **Fisherman's Park** - 1200 Willow St. / 400 Farm St.
- **Fisherman's Park Splash Pad** - 1200 Willow St.
- **Fisherman's Park Wheeled Sports Plaza** - 1200 Willow St.
- **Hunter's Crossing Park** - 301 Hunter's Crossing Blvd.
- **Jewell Hodges Park** - 1200 Linden St.
- **Kerr Community Park** - 1308 Walnut St.
- **Mayfest Park** - 25 American Legion Dr.
- **Minerva Delgado Park** - 709 Laurel St.
- **June Hill Pape Riverwalk Trail** - between Fisherman's and Ferry Parks
- **El Camino Real Paddling Trail** - begins at Fisherman's Park



Meet Lolly, the Loblolly Pine Tree



Hello, young explorers!

I'm Lolly the Loblolly Pine Tree, and I'm thrilled to welcome you to the wonderful world of Bastrop's city parks. I'm tall and proud, with needles that reach for the sky and roots that dig deep into the rich soil of my home, the Lost Pines Forest. The Lost Pines Forest is over 100 miles from the home of the rest of my family in East Texas, and that makes it very special!

I've been here for many years, watching over the parks and learning all about the amazing plants and animals that call this place home. I can't wait to share all my knowledge and adventures with you as you join me on this exciting journey to become a City of Bastrop Junior Park Ranger!

Being a Junior Park Ranger means you'll have lots of fun adventures, but it also means you'll learn how to protect and respect our parks. I'll show you how to recognize different trees, spot wildlife, and understand why recycling and conservation are so important. With your help, we can keep our parks beautiful and safe for everyone.

So, grab your explorer's hat, bring your curiosity, and let's embark on this incredible journey together.

I'm so excited to have you join our team of Junior Park Rangers!

JUNIOR PARK RANGER

Trees We See



Texas Cedar



Pecan



Mexican Redbud



Mountain Laurel



Loblolly Pine



Live Oak



Sycamore



Copyright © Robert O'Brien

Trees We See Word Search

Q P S R A V E E G F B U X I J J G R H Z
 R C N S Y C A M O R E C U W X M S E J V
 B Y Q Z N M O N T E R R E Y O A K D J I
 N L L P V F Z I G J N T A D G D K B E O
 V J I L Z Z G W K V Q G D U A E K U T D
 M E X I C A N B U C K E Y E L R U D L E
 Q R X K X M I Y L S S C P P Y Y E E Q S
 E C H I N Q U A P I N O A K G M R L O E
 P R K Q R M T J Y F A M C I V U J Y M R
 E V X G R B T E X A S C E D A R K T V T
 C L O B L O L L Y P I N E L P K O L C W
 A N Q E G G J Z S U O Y N P A R Y J H I
 N E J J Z J R I B T D I G O N C V S A L
 E Z U Q X W P S M L A S Y W V R R P C L
 M L L Y X M M E P T E E P O G Y D Q K O
 P D O W E X D U N R C U K K X M Z A B W
 F N N E U J K U F A P F B V K C D X E E
 I N X E V U O X L W Z Q T T N E H Y R I
 B W W X E M I O U M Z Q W O L X C W R Q
 L I V E O A K E T P P W Y M Z I X F Y G

CEDAR ELM
 HACKBERRY
 LOBLOLLY PINE
 MONTERREY OAK
 REDBUD

CHINQUAPIN OAK
 LACEY OAK
 MAPLE
 MOUNTAIN LAUREL
 SYCAMORE

DESERT WILLOW
 LIVE OAK
 MEXICAN BUCKEYE
 PECAN
 TEXAS CEDAR

Bird City Bastrop



Bastrop was one of the first cities in Texas to be named a Bird City!

Bird City Texas recognizes cities that promote bird-friendly habitat, including good water management, preserving green spaces, knowing the value of native plants in the habitat, and making buildings safe for birds. This includes turning off unnecessary bright lighting at night while birds are migrating and keeping cats inside.

There are many birds that call Bastrop home, and many more that migrate through on their way to breeding territories and wintering grounds; over 277 species have been reported here! This includes bald eagles, hummingbirds, cardinals, shorebirds, and painted buntings.

Bastrop has at least 6 species of woodpeckers and 4 species of owls!

Unscramble the words to find what you can discover in Bastrop!

Bob Bryant Park:

- o DRBI DILNB _ _ _ _ _
- o PELUPR TRAMNI ESHUO _ _ _ _ _
- o YNMCIEH FWTSI ORWTE _ _ _ _ _

Parking Lots in Downtown Bastrop:

- o RABDER LOW _ _ _ _ _
- o EBUL NOERH _ _ _ _ _
- o DWIL KUTYRE _ _ _ _ _
- o RANDACLI _ _ _ _ _
- o EPNI BARLEWR _ _ _ _ _

Pine Warbler
Cardinal
Wild Turkey
Blue Heron
Barred Owl

Chimney Swift
Tower
Purple Martin
House
Bird Blind

Answers:



Pine Cone Bird Feeder Adventure!

Help your feathered friends and have fun doing it!

Birds need food, especially in the winter and early spring when natural snacks can be hard to find. You can help by making your very own pine cone bird feeder! This simple project uses things you can find in nature and around the house—and it's a blast to make.

What You'll Need:

- 1 large pine cone (open and dry)
- String or yarn
- Peanut butter or sunbutter (for nut-free friends)
- Birdseed
- Butter knife or spoon
- Plate or shallow bowl
- Paper towel (for easy cleanup)
- Grown-up helper

Let's Get Started!

Step 1:

Tie the string around the top of your pine cone, leaving enough length to hang it from a tree branch later.

Step 2:

Use a butter knife or spoon to spread peanut butter all over the pine cone. Get into the little spaces—birds love when the treat is packed in tight!

Step 3:

Pour birdseed onto your plate or into a shallow bowl. Roll the sticky pine cone in the seed until it's nice and coated.

Step 4:

Pick a good spot outside to hang your feeder. Look for a tree branch that's easy to see from a window so you can birdwatch from indoors. Hang it about five feet off the ground.

Step 5:

Watch and enjoy! See who comes to visit—sparrows, finches, maybe even a woodpecker!

Ranger Tip:

Want to be a bird detective? Keep a notebook and draw pictures of the birds you see. Can you spot more than five different kinds?



Life in the Parks

Hi there, Junior Park Rangers! Lolly here!

I'm excited to tell you all about the amazing nature in the city parks of Bastrop, Texas.

From way up in my branches, I see all kinds of cool animals and bugs. In the morning, red Cardinals and noisy Blue Jays sing songs, and woodpeckers tap on my trunk to find insects. Butterflies and dragonflies flutter through the air—it's a busy, beautiful place!

During the day, I see rabbits hopping in the grass and squirrels racing up and down my trunk. Sometimes, raccoons wander by, looking for snacks, and in the evening, quiet deer come out to nibble on plants. My tree friends like Live Oaks, Post Oaks, and Cedar Elms give shade and shelter to all these animals.

At night, bats fly through the sky catching bugs, and frogs croak near the Colorado River. If you look closely, you might even see a snake sliding by!

Parks in Bastrop are full of life, and I'm so happy to share my home with all these creatures.

Keep your eyes open, Rangers—you never know what you'll discover!



Lolly's Wild Park Adventure Maze



JUNIOR PARK RANGER

Water Conservation

Where Does Our Water Come From?

In Bastrop, we get our water from deep underground! The city has seven special wells that bring up clean water from below the surface. After that, the water gets cleaned and treated to make sure it's safe to drink. Then it's sent to homes, schools, and businesses through big pipes.



Why Is Water So Important?

Every living thing needs water to survive—people, animals, plants, even tiny bugs! We use water to drink, cook, wash, take showers, and flush toilets. Farmers use water to grow fruits and vegetables, and animals need it to stay healthy too.

Earth has lots and lots of water, but most of it is in the ocean—and it's way too salty to drink. That means we have to protect the clean water we do have so there's enough for everyone!

How Can You Help Save Water?

Good news—you can be a water-saving hero! Here are a few easy ways:

- Turn off the faucet while brushing your teeth.
- Take shorter showers.
- Help your grown-ups find and fix leaky faucets.
- Don't play with the hose or sprinkler just for fun.

When you save water, you help people, animals, and plants—plus, it helps your family save money too!



Water Conservation: True or False?



1. OUR BODIES ARE MOSTLY
MADE OUT OF WATER.

TRUE

FALSE



2. YOU SHOULD KEEP THE FAUCET
RUNNING WHILE BRUSHING
YOUR TEETH.

TRUE

FALSE



3. PLANTS NEED WATER TO GROW.

TRUE

FALSE

4. FIXING A LEAKY FAUCET
HELPS SAVE WATER.

TRUE

FALSE



5. TAKING A BATH ALWAYS USES
LESS WATER THAN A SHOWER.

TRUE

FALSE

6. MOST OF THE FRESH WATER WE
USE COMES FROM RIVERS, LAKES,
AND STREAMS.

TRUE

FALSE



7. TAKING SHORTER SHOWERS
HELPS CONSERVE WATER.

TRUE

FALSE

8. YOU CAN ONLY CONSERVE
WATER OUTSIDE, NOT INSIDE
YOUR HOME.

TRUE

FALSE



9. REUSING RAINWATER IS A
WAY TO HELP CONSERVE WATER.

TRUE

FALSE

5. False

4. True

3. True

2. False

1. True

9. True

8. False

7. True

6. True

Reduce, Reuse, & Recycle!

Hi kids! It's Lolly again and I want to tell you about something very important: **reduce, reuse, and recycle!** These three words help us take care of our environment.

By **reducing** the amount of things we use, we make less waste. That means fewer things end up in landfills, and more trees like me can keep growing tall and strong! Imagine if every time you threw something away, it meant less room for new trees and flowers. Reducing helps make sure we all have plenty of space to grow and play.

Next, let's talk about **reusing**. Reusing means finding new ways to use old things instead of just throwing them away. For example, you can turn an old jar into a cool pencil holder or use both sides of a piece of paper before recycling it. If everyone reused more, there would be less trash, and more time to enjoy the nature around us.

Finally, **recycling** is super important. Recycling means taking materials like paper, plastic, and metal and turning them into new things. When you recycle, you're giving old items a new life and helping save natural resources. Recycling helps make sure that fewer trees are cut down for new paper and fewer materials are wasted. By recycling, you're helping protect my home and the homes of all my animal friends. So remember, reduce, reuse, and recycle to keep our City of Bastrop parks and our planet healthy and green!



**REDUCE
REUSE
RECYCLE**



Be Happy & Healthy!



Hi there, Junior Park Rangers! Do you know how parks help keep our community healthy and happy?

In Bastrop's parks, there are long walking trails where you can stretch your legs, breathe in fresh air, and enjoy the beauty of nature. Walking or jogging on these trails is a fantastic way to get exercise, which keeps your heart strong and your body fit. Plus, you might see some cool animals and plants along the way!

Did you know that playing sports is another great way to stay healthy? Bastrop's parks have awesome places where you can:

- Run and play soccer on the soccer fields
- Play pickleball or tennis on outdoor courts
- Toss a disc at the disc golf course
- Climb, slide, and explore on the playscapes
- Paddle and splash around while kayaking
- Ride your bike, scooter, or skateboard at the wheeled sports plaza

All of these activities help your body grow strong and your mind stay happy!

Come on out to Bastrop's parks and help make our community a healthier, happier place!




Design Your Own Healthy Park!

What does the perfect park look like to you?

A place where people can play, relax, explore nature, and feel great! Use the big drawing space below to design your dream healthy park!

Think about what makes a park fun, beautiful, and good for your body and mind. You can include things like:

- Trails to walk, run, or ride bikes
 - Big, shady trees
- Picnic tables for snacks or lunch
- Butterfly or pollinator gardens
- A fun and safe playground
- Spaces for animals and nature
 - Art or sculptures
- Open fields for games or flying kites



Find. Share. Re-hide. Keep art moving!

Rockin' BASTROP

ART IN THE WILD

Discover hand-painted rocks by local artists, hidden in parks and beyond! Find one? Scan the QR code to learn about the artist, snap a selfie, tag #RockinBastropArt, and re-hide it for someone else to find. Take it on an adventure and drop it in a new location—help Bastrop art travel the world!



EXPLORE
BASTROP




Art in Bastrop

Find
Painted
Rocks



#RockinBastropArt

WWW.LOSTPINESARTCENTER.ORG



B

I

N


G

O

PINE CONE



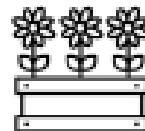
GOOSE



MOSS



**MASTER
GARDENER**



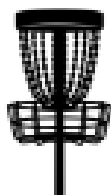
FROG




**BLOOMING
FLOWER**



DISC GOLF



SPIDER WEB



**HOLE IN A
TREE**



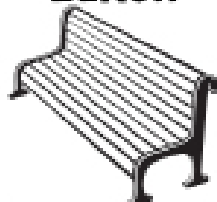
TRASH CAN



FUNGUS



BENCH



**FREE
SPACE**




WORMS



SQUIRREL



GREEN LEAF



SLIDE



**BIRD
SINGING**



**SPLASH
PAD**



**FISH
SWIMMING**



TURTLE



**ANIMAL
TRACKS**



**BIRD
HOUSE**



ROCKS



PINE TREE



Be a Good Junior Park Ranger



- **Nature Lover:** I love when you explore and enjoy the outdoors, just like me!
 - **Curious Explorer:** Ask questions about the animals, plants, and the cool things you see around you.
 - **Respectful Friend:** Be kind to nature, animals, and the people you meet in the park.
 - **Nature Keeper:** Help take care of our park by keeping it clean and following the rules.
 - **Team Player:** Work together with your friends and family to keep our park safe and fun.
 - **Eagle Eye Observer:** Notice all the little things in nature and tell someone if something seems wrong.
 - **Excited Adventurer:** Get super excited about discovering new things in our park and share your joy with others!
 - **Ready Ranger:** Bring along what you need for our park adventures, like water, snacks, and sunscreen.
 - **Safety Hero:** Be aware of your surroundings and follow the safety rules to keep everyone safe.
-
- **Eco Guardian:** Help protect our park by picking up trash and taking care of plants and animals.
 - **Happy Helper:** Spread smiles and kindness wherever you go in the park.
 - **Smart Student:** Keep learning about the amazing world of nature and the history of our park.
 - **Leave No Trace Legend:** Leave the park as you found it, without leaving behind anything except your footprints!
 - **Badge Collector:** When you finish your Junior Park Ranger book, be sure to turn it in and get your badge and certificate by visiting either the Recreation Center at 1008 Water Street or the Bastrop Library at 1100 Church Street!



**Junior Master Naturalist Classes for
Children (ages 5-14)
and Their Families**

Bob Bryant Park
600 Charles Blvd.
Bastrop, TX 78602
Outdoor Classroom

About the Program:
Learn about Texas birds, insects, reptiles,
mammals, plants, water, and rocks.

Fall 2025:

September 13 & 27
October 11 & 25
November 8

Spring 2026:

March 14 & 28
April 11 & 25
May 9

Time:
10:00 AM - 11:30 AM

Information on registration at:
cityofbastrop.org/page/parks.home

Presented by:
Texas Master Naturalist – Lost Pines Chapter

**Don't miss this wonderful opportunity
to explore nature and learn about the
environment with fun activities and
games!**

Park Helpers

Creating and caring for our great City of Bastrop parks takes a whole team of helpers! Friends like the **Texas Audubon Society** (tx.audubon.org) put up bird houses and share cool facts to make the park a happy home for birds. They help us learn about the different kinds of birds we can see and hear in the park.

Texas Master Gardener (txmg.org/bastropcounty/) and **Texas Master Naturalist** (txmn.org/lostpines/) volunteers help by planting gardens with native plants, building bird blinds where we can watch birds up close, and making trails for everyone to explore. These special areas bring in wildlife and make our parks beautiful places to visit and enjoy.

As a **Junior Park Ranger**, you are now an important helper for the parks in Bastrop too! Your job is to help take care of the park and learn about the animals and plants that live there. You can share what you learn with your friends and family to help them enjoy the park as much as you do.

**Together, we can all help make
sure our parks stay amazing
and fun for everyone!**



 parksandrecbastroptx

 parksandrecbastroptx

CITYOFBASTROP.ORG/PARKSANDREC