

**Bastrop Parks and
Public Tree Advisory Board Meeting**
Bastrop City Hall
Executive Meeting Room
1311 Chestnut Street
Bastrop, TX 78602
(512) 332-8800



AGENDA – January 10, 2019, at 6:00 P.M.

Bastrop Parks and Public Tree Advisory Board meetings are available to all persons regardless of disability. If you require special assistance, please contact the City Secretary at (512) 332-8800, or write to 1311 Chestnut Street, Bastrop, TX 78602, or call Relay Texas through a T.D.D. (Telecommunication Device for the Deaf) at 1-800-735-2989 at least 48 hours in advance of the meeting.

- 1. CALL TO ORDER**
- 2. STAFF AND BOARD BRIEFINGS**
 - 2A. Parks and Recreation Report
 - 2B. Bastrop State Park Report
 - 2C. Bastrop YMCA Report
 - 2D. Youth Parks Activity Committee (YPAC) Report
 - 2E. Task Force for Certified Habitat and Bird City Texas Report
- 3. CITIZEN COMMENTS**

At this time, three (3) minute comments will be taken from the audience on any topic. To address the Board, please submit a fully completed request card to the Board chairperson prior to the beginning of the meeting. In accordance with the Texas Open Meetings Act, if a citizen discusses any item not on the agenda, city Boards cannot discuss issues raised or make any decision at this time. Instead, city Boards are limited to making a statement of specific information or a recitation of existing policy in response to the inquiry. Issues may be referred to city staff for research and possible future action.

It is not the intention of the City of Bastrop to provide a public forum for the embarrassment or demeaning of any individual or group. Neither is it the intention of the Board to allow a member of the public to slur the performance, honesty, and/or integrity of the Board, as a

body or any member or members of the Board, individually or collectively, nor any members of the city's staff. Accordingly, profane, insulting, or threatening language directed toward the Board and/or any person in the Board's presence will not be tolerated.

4. PARKS & RECREATION WORKSHOP

- 4A. Discussion regarding measures that can be undertaken to alleviate maintenance and public health and safety issue problems associated with geese in City parks.

5. APPROVAL OF THE MINUTES


- 5A. Consider action to approve Parks and Public Tree Advisory Board minutes from the December 6, 2018 regular meeting.

6. ITEMS FOR INDIVIDUAL CONSIDERATION

- 6A. Consider action on a recommendation of support by the Parks and Public Tree Advisory Board to the City Manager and City Council to look into measures that can be undertaken to alleviate maintenance and public health and safety issue problems associated with geese in City parks.

7. ADJOURNMENT

I, the undersigned authority, do hereby certify that this Notice of Meeting is posted in accordance with the regulations of the Texas Open Meetings Act on the bulletin board located at the entrance to the City of Bastrop City Hall, a place of convenience that is readily accessible to the general public, as well as to the City's website, www.cityofbastrop.org. Said Notice was posted on the following date and time January 2, 2019 at 4:00 p.m. and will remain posted for at least two hours after said meeting is convened.



Ann Franklin, City Secretary



STAFF REPORT

MEETING DATE: January 10, 2019

AGENDA ITEM: 2A

TITLE:

Parks and Recreation Report

STAFF REPRESENTATIVE:


David Junek, Parks & Recreation Superintendent

RECOMMENDATION:

Review staff Parks and Recreation November operational report. Report will be presented and handed out at the January 10th meeting.

ATTACHMENTS:

NA





STAFF REPORT

MEETING DATE: January 10, 2019

AGENDA ITEM: 2B

TITLE:

Bastrop State Park Report

STAFF REPRESENTATIVE:

Jamie Creacy, Park Superintendent, Lost Pines State Park Complex

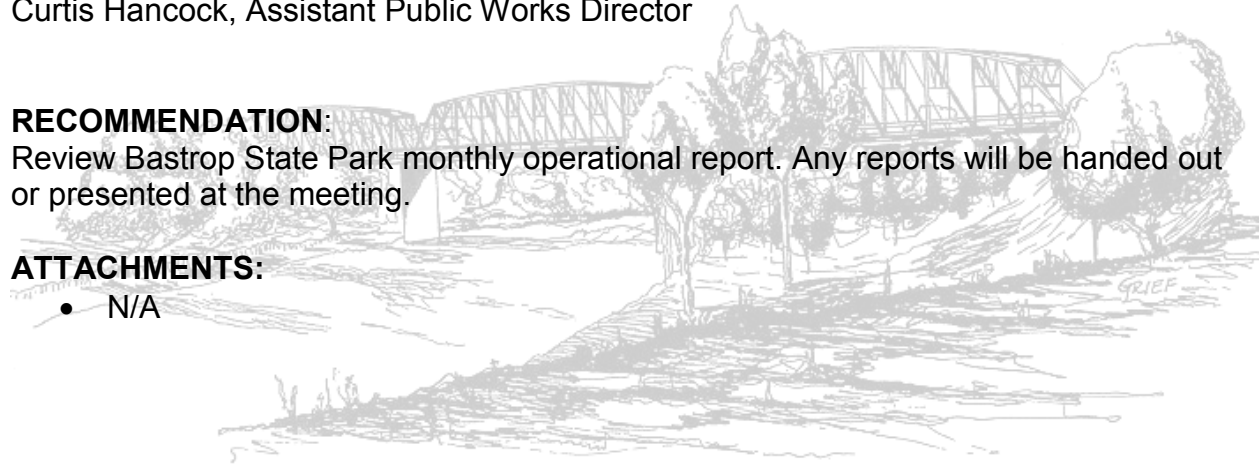
Curtis Hancock, Assistant Public Works Director

RECOMMENDATION:

Review Bastrop State Park monthly operational report. Any reports will be handed out or presented at the meeting.

ATTACHMENTS:

- N/A





STAFF REPORT

MEETING DATE: January 10, 2019

AGENDA ITEM: 2C

TITLE:

Bastrop YMCA Report

STAFF REPRESENTATIVE:

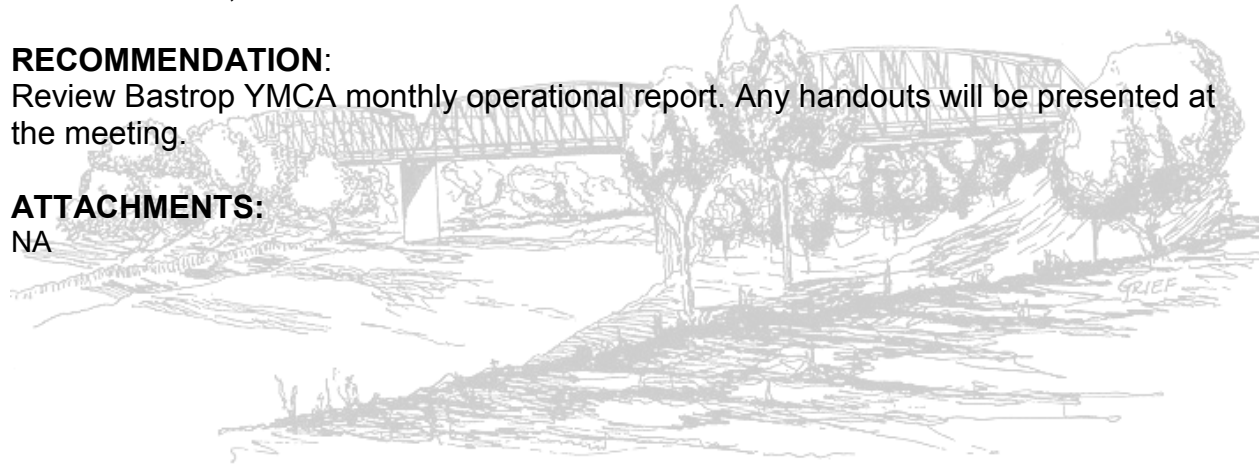
Terry Moore, Executive Director, YMCA of Austin Bastrop Branch
Curtis Hancock, Assistant Public Works Director

RECOMMENDATION:

Review Bastrop YMCA monthly operational report. Any handouts will be presented at the meeting.

ATTACHMENTS:

NA





STAFF REPORT

MEETING DATE: January 10, 2019

AGENDA ITEM: 2D

TITLE:

Youth Parks Activity Committee (YPAC) Report

STAFF REPRESENTATIVE:


Trey Job, Managing Director of Public Works & Leisure Services

RECOMMENDATION:

Review Youth Parks Activity Committee (YPAC) report. Any reports will be handed out at the meeting.

ATTACHMENTS:

NA





STAFF REPORT

MEETING DATE: January 10, 2019

AGENDA ITEM: 2E

TITLE:

Task Force for Certified Habitat and Bird City Texas Report

STAFF REPRESENTATIVE:

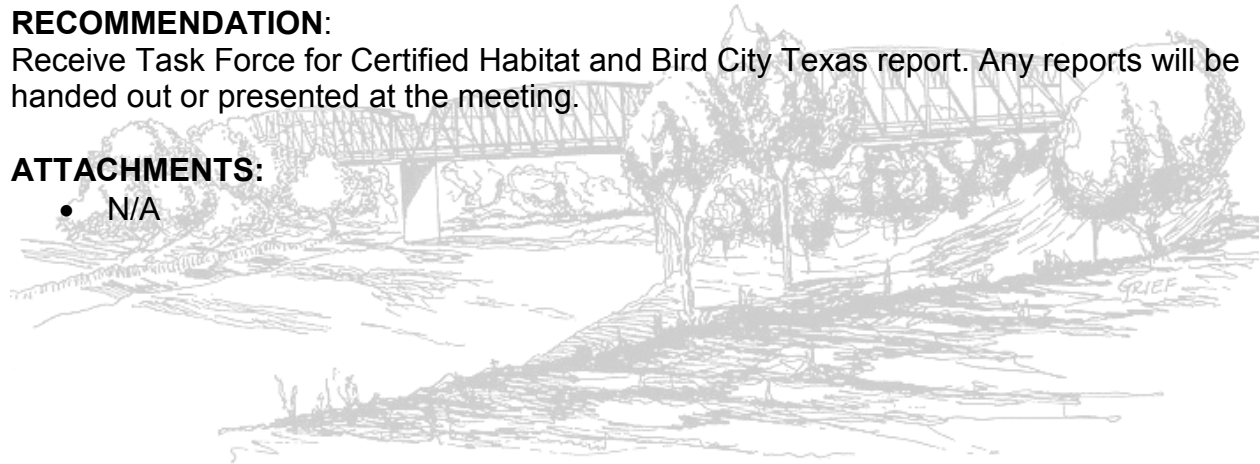
Dorothy Skarnulis, Parks and Public Tree Advisory Board Member
Curtis Hancock, Assistant Public Works Director

RECOMMENDATION:

Receive Task Force for Certified Habitat and Bird City Texas report. Any reports will be handed out or presented at the meeting.

ATTACHMENTS:

- N/A





STAFF REPORT

MEETING DATE: January 10, 2019

AGENDA ITEM: 4A

TITLE:

WORKSHOP:

- Discussion regarding measures that can be undertaken to alleviate maintenance and public health and safety issue problems associated with geese in City parks.

STAFF REPRESENTATIVE:

Curtis Hancock, Assistant Public Works Director

BACKGROUND/HISTORY:

At the December 6, 2018 Parks and Public Tree Advisory Board meeting, staff and several members reiterated their concerns about the geese in City parks and the problems they cause for maintenance, health concerns about their feces, and safety concerns about the aggressive behavior. The Parks Board will discuss and may make a recommendation for City Council consideration.

POLICY EXPLANATION:

Bastrop City Code of Ordinances includes the following related to geese in City parks:

- Chapter 2, ANIMAL CONTROL, Article 2.02 GENERAL PROVISIONS, Section 2.01.001 DEFINITIONS defines “protected animals” as (1) Poultry, fowl and birds that are harbored in any city park or park area.
- Chapter 2, ANIMAL CONTROL, Article 2.07 NUISANCES, Section 2.07.001 Creating Health Hazard states:
 - (a) *Generally*. It shall be unlawful for any person to keep any animal, other than a protected animal, on any property located within the corporate limits of the city when the keeping of such animal constitutes a public nuisance or menace to public health or safety. Any person who harbors or keeps on his/her premises, or in or about premises under his/her control, an animal, other than a protected animal, and who allows his/her premises to become a hazard to the general health and welfare of the community, or who shall allow his/her premises to give off obnoxious or offensive odors and/or noises due to the activity or presence of such animals, other than the presences of a protected animal, shall be guilty of a class C misdemeanor.
 - (b) *Status update on potential hazard posed by protected animals*. In order to monitor whether protected animals continue to pose no hazard to the citizens of the city, in the future, the City Manager, or his designee, shall periodically report to the City Council concerning the status of the protected animals and shall indicate whether, in his opinion, the protected animals continue to pose no apparent health risk, nuisance to humans, and whether the population of such protected animals remains at a reasonable level. In addition, the City Manager will report to Council

upon the city's receipt of credible, documented complaints related to the presence or activities of protected animals in the city.

FUNDING SOURCE:

N/A

ATTACHMENTS:

- Informational 2018 Web Article: "Study of bacteria inside guts of wild Canada geese shows greater danger than earlier studies exposed." Smithsonian Insider
- Informational 2018 Web Article: "Goose Control FAQ/Oklahoma and Texas/Predator Impact." Predator Impact
- Information on Bird Gard Electronic Bird Control
- Information on Bird-X 3D Coyote
- Information on Away With Geese Light Units
- "Solving Problems with Canada Geese" by humansociety.org
- Information from the "GeesePeace" program (signage and suggestions)



PROVIDED AT DECEMBER MEETING

Study of bacteria inside guts of wild Canada geese shows greater danger than earlier studies exposed

By John Barrat



Canada geese crowd Hellyer County Park in San Jose, California. (Flickr photo by Don DeBold)

In the early 20th century, Canada geese were considered endangered in the U.S. So in the 1950s and 1960s, birds from the Midwest were released in eastern and southern states to boost their numbers. The strategy worked too well.

Populations grew exponentially in the 1990s and today millions of wild Canada geese are permanent residents in cities and towns across the U.S., constantly eating and depositing large amounts of feces in the habitat they share with humans.

As public health concerns have grown, a team of biologists at the Smithsonian's National Museum of Natural History recently decided to take a close look at the bacteria living in the intestines of these birds. What they found was eye-opening.

Scientists discovered the high prevalence of three bacterial species that cause serious disease in humans: *Clostridium perfringens*, *Streptococcus suis* (harmful to pigs too) and *Staphylococcus sp.*

Study of bacteria inside guts of wild Canada geese shows greater danger than earlier studies exposed



In a laboratory at the Smithsonian's National Museum of Natural History, Sergi Drovetski deposits a sample of material taken from the digestive tract of a Canada goose into a vial held by Museum Technician Ingrid Rochon. Museum Specialist Brian Schmidt (center) works with a goose specimen as Museum Technician Cailin Meyer records data on each sample. (Photo by Christina Gebhard)

Inside the birds they found other potentially pathogenic organisms that may contain virulent strains known to cause serious infections in wild and domestic waterfowl, poultry, domestic mammals and farmed fish.

When Canada geese are killed for food by animals such as a dog, fox or cat, or run over by a car on an urban street, these harmful pathogens are released into the environment and can potentially infect humans. Knowing they are present and in what quantity helps experts accurately estimate their potential threat to humans.

Previous studies focused almost exclusively on sampling the feces of captive birds fed an artificial diet, and did not show significant signs that this volume or variety of these bacteria were present. In this new study, Smithsonian scientists used DNA sequencing to identify bacteria collected from multiple parts of the digestive tracks of 30 wild birds of varying ages and sex.



A Canada goose near Oceanville, New Jersey (Photo by Daniel D'Auria)

This is the first study to sample multiple gut regions inside wild Canada geese says Sergei Drovetski, a contract biologist at the Smithsonian's National Museum of Natural History and lead author of the [study published in the journal Scientific Reports](#).

"Our results show clearly that bacteria found in feces does not accurately represent what we found in the small intestine, the cecum and especially the esophagus of these birds," Drovetski says. "Fecal bacteria content alone should not be used to estimate the potential threat of certain animals to human health."

Some 421 different microbial species were identified inside the geese and the scientists observed that bacterial communities differed widely in richness and composition depending on their location in each bird's digestive tract. Community variability was also significant between individual geese.

Different methods were used to collect the samples depending on their location in the bird's gastrointestinal tract. For example, a sterile swab was dipped into each bird's esophagus then placed in a sterile vial. In the duodenum, cecum and colon, where microbes live in the mucous lining of the intestine, sterile water was pumped back and forth with a small, single-use syringe to wash the material from the intestine wall before it was collected.



A Canada goose family wander through a parking lot in Salem, Oregon. (Photo Oregon Department of Transportation)

Two samples were taken at each site inside each bird. "One sample was used immediately and one was placed in the Natural History Museum collections," Drovetski says. "Techniques always improve and new questions arise."

In addition to having a fuller picture of the harmful bacteria geese can carry in their guts, this study will also help scientists understand more about goose biology. Recent science has demonstrated that a human microbiome—the community of

Study of bacteria inside guts of wild Canada geese shows greater danger than earlier studies exposed

microorganisms living in our digestive tract—have an impact on all kinds of biological functions beyond digestion, like helping us fight certain diseases such as diabetes and cancer.

“Before we began these studies of bacteria, we thought of each animal as an independent organism, one with its own genetic tools to deal with the environment, deal with its own maturation, with other animals,” Drovetski says. “Now we are beginning to realize that much of these functions come from the microbial communities living inside an animal, its microbiome.”

Bacteria are the dominant members of each microbial community surveyed, but there are also eukaryotes, protists and other microbes living there.

“An animal or plant is a bimolecular network consisting of a host and its microbiota, called a holobiont. If you are going to study any species group, especially multicellular organisms, its ecology, behavior and physiology are all related to the combination of the animal or plant and its microbes,” Drovetski says. “To begin to understand it you really need to look inside each individual, as we did in this study.”

(In addition to Sergi Drovetsky, co-authors of this [study](#) are Michael O'Mahoney, Department of Invertebrate Zoology, NMNH; Emma J. Ransome, Imperial College London; Kenan O. Matterson, Consortium for the Barcode of Life, NMNH; Haw Chuan Lim, Department of Vertebrate Zoology and Center for Conservation Genomics, NMNH; R. Terry Chesser, USGS Patuxent Wildlife Research Center and Gary R. Graves, Department of Vertebrate Zoology, NMNH.)

Tags: [birds](#), [conservation biology](#), [National Museum of Natural History](#), [veterinary medicine](#)

Nuisance geese live where they do largely due to lack of predators. We bring predators to their home turf and convince them that they should live somewhere else. That is the Predator Impact difference!

GOLF COURSE SPECIALISTS

We have developed a very effective approach to managing goose populations on golf courses. We use your golf carts to bring the fear to the geese. Whether highly trained dogs, or trained Harris' hawks, the geese soon learn that danger comes from golf carts and since they can't predict which golf cart holds predators, they become afraid of all golf carts. Essentially, we are recruiting everyone that drives a golf cart to help with goose abatement!

A DIRTY MESS

Each adult goose produces 3-4 lbs of nasty goose poop per day. An average flock of ten geese will produce over 30 lbs a day! That is enough to fill a bushel basket! It is unsightly in public areas and poses a health risk to humans and pets.



NON-LETHAL VS. LETHAL

Goose control divides roughly into two categories: Non-lethal methods can control the population and reduce their numbers over time. Lethal methods require a federal permit (except during the hunting season) that can take a little time to get, but this approach will remove a few individuals and convince the rest that they should live somewhere else.

NON-LETHAL METHODS

PREDATOR HARASSMENT

Due to the risk of injury to the geese, we cannot use the trained Harris' hawks, but the geese respond very well to the dogs. The dogs are muzzled so they can't accidentally hurt a goose. This is the one type of harassment that the geese never get accustomed to. We also have a robotic alligator that can be used to harass the geese and to convince them that your property isn't a safe place to be!

TIMING

Non-lethal methods cannot be used in the spring and early summer. The geese molt their flight feathers at this time and are flightless. We can't convince them to go somewhere else if they can't fly! In addition to that, they won't leave flightless goslings. We focus on nest control during this time and leave the non-lethal harassment until later in the summer when the geese and goslings can fly away.

GOOSE ROUNDUP

There is nothing that an Oklahoman likes better than a good roundup, and that goes for Canada geese too! In the summer when they are

flightless, the majority of the population can be rounded up and herded into specially designed trailers. They are then transported to holding ponds or lakes designated by the Oklahoma Department of Wildlife where they spend the rest of the summer growing new flight feathers. By the time they can fly again, most of the adults and all of the goslings will have "re-homed" to the new location. A few will return to your property, but the majority will not.

Of course, with a Federal Depredation permit, all of the geese may be harvested and none of them will return to your property!

NEST MANAGEMENT

Destroying nests seldom works. The geese just nest again nearby and hide their nest better. Instead we "addle" the eggs that are in the nest rendering them lifeless and the geese will continue to incubate the eggs well past the time that they could re-nest. Each year fewer goslings are hatched and the population shrinks over time.

ROOST MANAGEMENT

Geese will not stay in an area where they cannot sleep well. By taking a comprehensive approach to disrupting their roost, they soon learn that they can sleep peacefully somewhere else, but not on your property!

THERE ARE SEVERAL THINGS THAT WE CAN DO TO DISRUPT THEIR BEAUTY SLEEP:

FLASHING LIGHTS

No one is really certain why geese hate flashing lights, but they do. One expert speculated that the light looks like the flash of a predator's eyes when they catch the light just right. Not sure if this is the case, but the fact remains that geese don't sleep well when there is a flashing light nearby. We place flashing lights in strategic locations including floating one or more on the water where they roost.

DECOYS

Mannequins of coyotes or other predators placed near the areas where they roost in the water will disrupt their sleep. These need to be re-positioned regularly or the geese become accustomed to them.

LASERS

Powerful green and red lasers are used to keep the geese moving at night rather than sleeping. They instinctively move away from the laser light at night and will not sleep well for fear that the laser "predator" will come back.

LETHAL METHODS

Non-lethal methods will help control the nuisance goose population on your property, lethal methods will convince them to leave altogether. Nothing convinces them to leave your property like losing a few members of their flock.

PREDATOR HARASSMENT

During the regular fall goose hunting season, or once a federal permit is issued, we can use the trained Harris' hawks as well as the un-muzzled dogs. Nuisance geese get very comfortable around people and this allows us to approach them closely before releasing the dogs or the hawks. In either case, a few geese are harvested and the rest quickly learn that your property is not a safe place to stay, and move on. The geese never become accustomed to the presence of the predators and will seek out an area without dangerous predators.

NEST MANAGEMENT

Nesting geese can be very aggressive and can be a risk to people or pets that venture too close. One or both adults are eliminated from the area as well as any potential goslings. Geese soon learn that your property is not a safe place to nest and go somewhere else.

ROOST MANAGEMENT

Geese will not stay in an area where they cannot sleep well, and nothing disturbs their beauty sleep like losing a few comrades. Using high powered lasers from the opposite shore, or a boat in larger waters, we can shepherd the geese near the bank where waiting dogs, or properly, safely equipped humans await them. Lethal harassment prevents them from resting and they will not stay in the area long. We enhance the effect by including some of the non-lethal methods listed above.

FREQUENTLY ASKED QUESTIONS

What happens to the geese that are harvested?

Geese that are harvested as part of the abatement program are properly cleaned, frozen and donated to a local homeless shelter. Roasted goose is delicious and they appreciate the donation!

What about permits?

Federal and/or state permits are required for egg addling, and lethal removal of geese, but not for non-lethal harassment. The permit must be in the landowner's name, but we will handle the paperwork as your agent. Egg addling permits are instantaneous, but depredation permits can take a little time to obtain. Federal permits do have a cost, however, it is very reasonable (usually \$50-\$100 per site). We can use non-lethal methods to start reducing the flock while we are waiting for the depredation permit to be issued.

What kind of dogs are used?

Our dogs are lurchers. Lurchers are a deliberate cross between a greyhound and an Anatolian Shepherd. They are large, well trained, and very fast. Some contractors use Border Collies to stalk and intimidate the geese, our lurchers move with the speed of their greyhound parents and strike fear into the hearts of nuisance geese. They will pursue them on land or water. Whether coming from a stalking blind, or a golf cart, they seem to appear from nowhere and the geese are always worried about them appearing again!

How can you legally use trained hawks?

Our Harris' hawks are captive raised and are specially bred for falconry. Harris' hawks are unique among birds of prey in that they live in large flocks in the desert Southwest and it is not uncommon for a group to hunt together. When one hawk appears on your property, geese get worried. When two or more appear, they panic. It doesn't take them long to learn that they don't want to live where hawks hunt.

Are the dogs and hawks dangerous?

No, not unless you are a goose. They pose a threat to an occasional rabbit or squirrel, but mostly focus on geese. Our dogs are house pets and live around our children and pets. Our Harris' hawks are gentle and are often taken to grade school classes to teach the children about raptors. They live and hunt with our dogs, including small dogs like dachshunds. They are no risk to any person or pet.

Which approach will work best for my situation?

There is no "one size fits all" solution. Each solution is unique and we will do an on-site survey and discuss options with you.

Will they come back?

The geese that are driven from your property will not come back, however, the same features that made your property attractive to geese

before may continue to attract them. We will help you determine what changes can be made to discourage geese, or in some situations, we may need to plan regular visits to discourage newcomers. It is much easier to repel newly arrived geese than it is geese that have been settled for a long time.

Does it hurt to feed the geese?

Nothing encourages geese to stay in an area more than feeding them. If they are already used to being fed, we can use that to our advantage to bring them into a net, but if they are not used to being fed, don't allow people to feed them. That only makes it harder to get them to leave.

What about all the goose poop left behind?

One of our services is to pressure wash any sidewalks or patio areas at your request. Goose droppings in grassy areas break down quickly in the rain.

Will this disrupt my business?

Again, there isn't a one-size fits all answer. We will work with you to minimize the interference with your business. Perhaps limiting hazing to after dark, or low business hours. We will work with you to find a solution. Most of our goose abatement can be done at night when there are no golfers on the golf course. Our methods are very quiet (no cannons or noise makers), so that neighbors aren't disturbed other than by our lights.

DROP US A LINE

Get in touch with us today to eliminate your pest problem!

EMAIL

info@predatorimpact.com (<mailto:info@predatorimpact.com>)

PHONE

[\(918\) 397-4091](tel:9183974091) (<tel:9183974091>)

[HOME \(/\)](#)

[SERVICES
\(/SERVICES.HTML\)](/SERVICES.HTML)

[ABOUT US
\(/ABOUT-
US.HTML\)](/ABOUT-US.HTML)

[FAQ \(/FAQ.HTML\)](/FAQ.HTML)


[CONTACT US
\(/CONTACT-
US.HTML\)](/CONTACT-US.HTML)

Copyright © 2018

Bird Gard

The World Leader in
Electronic Bird Control

NEW INFORMATION



Bird Gard uses the primal fears and natural survival instincts of birds to repel them. Digital recordings of species specific distress, danger and alarm calls, along with the sounds of their natural predators are broadcast through high fidelity weather-resistant speakers to convince birds they are under attack. A microprocessor controls the direction, duration, and timing of sounds to give the impression that danger is all around. Sophisticated random technology keeps birds from getting used to the sounds. Birds act like they are hitting a wall and immediately change direction when they come in range of Bird Gard.

Cannons, pyrotechnics, flicker tape and other artificial hazing methods attempt to annoy birds into leaving, but they soon return. Bird Gard products use **bio-acoustic science** to harness the natural survival instincts in birds to effectively repel them.

Birds leave and don't come back.

Protection for:

- Vineyards
- Nut and Fruit Trees
- Berries
- Field & Row Crops
- Dairies & Livestock
- Food Processing
- Buildings & Barns
- Airports
- Power Stations
- Boats and Marinas
- Yards and Gardens
- Landfills



Repels:

- Starlings
- Crows & Ravens
- Robins
- Grackles
- Magpies
- Blue Jays
- Pigeons
- More than 100 other birds



**1-YEAR UNCONDITIONAL
MONEY BACK GUARANTEE**



Bird Gard, LLC
P.O. Box 1690
270 E. Sun Ranch Drive
Sisters, OR 97759 USA
888-332-2328
info@BirdGard.com
www.BirdGard.com

Bird Gard

The World Leader in Electronic Bird Control

PRO Residential Model

Protects up to 1 ac. (0.4 ha)

Optional external speaker

Includes 8 different sounds

Sound card is **NOT**
replaceable




PRO PLUS

Protects up to 2 ac. (0.8 ha)

Includes 2 speakers with
100 ft. (30m) of cable each

Each speaker protects up to
250 ft. x 175 ft. (76m x 53m)

Sound card easily
replaceable in the field




SUPER PRO 4SB

Protects up to 4 ac. (1.6 ha)
500 ft. (152m) diameter circle

Pole mounted for easy
installation
(pole not included)

Sound card easily
replaceable in the field




SUPER PRO

Protects up to 4 acres (1.6 ha)

Includes 4 speakers with
100 ft. (30m) of cable each

Each speaker protects up to
250 ft. x 175 ft. (76m x 53m)

Sound card easily
replaceable in the field



SUPER PRO PA4

Repels large birds including
wild turkey and geese

Protects up to 4 acres (1.6 ha)

Each speaker protects up to
250 ft. x 175 ft. (76m x 53m)

Available with 1, 2, or 4 speakers

Sound card easily
replaceable in the field




SUPER PRO AMP

Protects up to 25 acres (10 ha)
1,200 ft. (366m) diameter circle

Pole mounted for easy
installation
(pole not included)

Solar Panel Included

Sound card easily
replaceable in the field



Contact Bird Gard for Pricing and Availability

All Bird Gard units feature solid-state electronics and weather-resistant housings for years of dependable operation in any environment.

All units can be powered by either 12VDC (with or without optional solar panel) or 110/220VAC.

1-YEAR UNCONDITIONAL MONEY BACK GUARANTEE

Visit BirdGard.com for detailed product information, assistance with bird identification, and customized solutions for your unique bird control problem.



Bird Gard, LLC
P.O. Box 1690
270 E. Sun Ranch Drive
Sisters, OR 97759 USA
888-332-2328
info@BirdGard.com
www.BirdGard.com

3D COYOTE
LIFELIKE PREDATOR DECOY



This menacing predator replica frightens geese, birds and other small pests away from open outdoor areas. The 3D structure makes the decoy visible from every angle, making it more effective than a traditional coyote silhouette cardboard cutout. Its lifelike presence is highlighted by its moving fur tail. It can also be effective at much longer ranges than sound machines, since bird vision is generally strong and can spot predators at great distances.

- Safe, humane, and silent
- Tail moves in wind, very lifelike
- Repels pest birds and other small animals
- Includes installation consultation
- Guaranteed free from defects at time of purchase

\$67.70

- 1 +

Add to cart

★ Benefits

🔄 Applications

☰ Specs

🗨️ Why Visual Scares?



Servicing every m
industry worldw

With realistic markings and a moving tail, birds and small pests are sure to flee when they see this 3D Coyote! Wind causes the tail to move in the wind, increasing efficacy. Installs quickly and easily anywhere you can plant a stake. Relocate the unit regularly to increase effectiveness.

Lifelike, Stalking 3D Coyote

Instructions

Rid your property of aggressive, disease-carrying Canada geese. As coyotes are natural predators of Canada geese, this life-size, realistic coyote replica is a safe, humane and effective solution for geese at golf courses, city parks, corporate grounds, homes and more.

I. INTRODUCTION

Bird-X, Inc. has been recognized worldwide as the bird and pest control experts for more than 40 years and its specialists are able to analyze problems and make recommendations based on each customer's specific situation and needs.

II. HUMANE BIRD CONTROL

No birds were harmed in the development of this product, nor will any be harmed by its use.

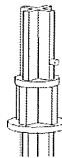
III. WHY CONTROL GEESE?

Presently between 3.5 and 5.5 million non-migratory Giant Canada geese reside in the U.S. and lower Canada. They are joined by an additional 9 to 11 million migrant Canada geese from northern Canada each fall to late spring. This population is growing exponentially at the rate of 30% each year, and the resulting mess they create (at least a pound of droppings per day per goose!) is both unsightly and unhealthy. Moreover, it increases the fecal coliform levels in ponds and can contaminate adjacent water and ground.

IV. COVERAGE Use a sufficient number of units to cover the entire area. One unit can cover a small yard, but adding additional units increases coverage dramatically (because seeing a predator in more than one location presents a greater sense of danger to the geese). Plan on 1-6 units per acre as a guideline.

V. ASSEMBLY AND SET-UP

Step 1: Gently but firmly unroll the coyote body. (It will gradually accept its new, full 3-D shape – see Note below.) To attach the tail, remove the two nuts and single bolt from plastic package. Place one nut on the bolt then slide the bolt through the body from outside to inside. Attach the second bolt on the inside of the body and loosely tighten. Then attach the tail with its simple keyhole slot design. Once the tail is in place, if necessary, reach inside the body cavity and tighten the nut which holds the tail to the body.



Step 2: Assemble the stake by aligning the locking tab on the stake base and the slot on the stake top; push together and rotate 1/8 turn to lock into position.

Step 3: Remove thumbscrew from the top of the stake.

Step 4: Push the stake firmly into the ground (far enough into the ground so that the bottom of the coyote's legs just miss the ground by an inch or two – this will give the strongest impression of a hunting posture and also allow the coyote to rotate positions). Pour hot water on the ground if the ground is hard or frozen.

Step 5: Place coyote over the stake, aligning the hole in the top of the body with the top of the stake.

Step 6: Secure the coyote to the stake by threading the thumbscrew into the stake.

Note: Initially, set the coyote up in direct sun to allow it to return to its original shape. Once it has, place it where geese and other unwanted nuisance animals congregate and can see it, as the coyote will only be effective if it is visible. Move it periodically (and consider using multiples) to prevent pests from acclimating. Note that placement in rough grass or weeds gives the most complete and realistic impression, that of a dangerous predator stalking its prey.

V. MANUFACTURER'S WARRANTY

The 3-D coyote is warranted against defects in materials and workmanship for a period of six months from the shipping date. At the option of Bird-X, Inc., we will either replace or repair the defective unit. Prior authorization and a returned goods authorization (RGA) number will be necessary from Bird-X, Inc. RETURNS ARE ACCEPTED ONLY WITH AUTHORIZATION FROM OUR CHICAGO OFFICE.

VI. HINTS FOR THE MOST SUCCESSFUL GOOSE MANAGEMENT PROGRAM

- A. Survey the geese and their entry, exit and feeding habits.
- B. Inspect your property. Discover what the geese find attractive about your area, and if the same conditions prevail in neighboring properties.
- C. Maintain a changing environment. For maximum effectiveness, periodically relocate or reposition the unit.
- D. Install early, before the "season" begins, as it is easier to discourage them than to rout them out once they have already established a pattern.
 - *Late summer to early winter*, when all geese can fly and goslings don't require special feeding areas, you will experience quickest success.
 - *Late winter to early spring*, as nesting season approaches and geese claim territories, it will take more effort.
 - *Mid-spring*, when nests are constructed and eggs are laid, you'll face even greater challenges.
 - *Late spring to mid summer*, as eggs hatch but goslings cannot yet fly, you'll benefit from another period of less resistance.
- E. Use products synergistically. Because success takes time to build, and goose habits may take time to break, for best results, Bird-X, Inc. always recommends that the 3D Coyote be used in conjunction with one or more other products. The combination of different types of control methods has proven to maximize the effectiveness of pest goose control programs. Call Bird-X, Inc. at (312) 226-2473 (BAN BIRD) or visit www.bird-x.com for more information on companion products, specifically:
 - GooseBuster first-ever naturally-recorded goose alert and alarm call generator, developed by a renowned biologist;
 - GatorGuard floating alligator-head replica;
 - GooseChase food-grade, biodegradable taste aversion spray for grass.
- F. Consider alternate locations. Make educated guesses as to where the geese will go, and consider purchasing additional units for these areas.
- G. *Establish Zero Tolerance*: Drive all geese away. Success is achievable if you *prevent* geese from claiming stakes rather than waiting — often for as short a time as 20 minutes — until they establish proprietorship. Do not accept one or two pair, as their comfort will elicit calls which make other geese find that area attractive.
- H. Consider aggressive *additional* harassment (multiple people performing multiple movements; variation is most important).

Walk or run toward (or jog by) the geese while waving your arms

Stare at geese

Drive a lawnmower or other groundskeeping equipment toward them, or operate machinery nearby

Fish with a large surface lure cast near geese on ponds

Use pyrotechnics, cracker shells and fireworks (no permit required for use on geese, but check local noise/fireworks ordinances.) If they're on a pond, use cracker shells and/or drag a floating rope across the pond to force the geese to fly to another site. Water normally provides safe haven from predators and disturbance, but this can be overcome with a bit of ingenuity and effort.

Exclude them from water — prevent them from entering or leaving water areas with low fencing or fishing line strung at 6 and 12-inch heights during brood rearing and flightless periods of year. Geese will avoid an area with no access to water's safety and nourishment.

Use dogs, any breed that will chase geese and return on command, but you have a responsibility to prevent any harm to geese, goslings or eggs.

Use insecticide to make the grass less desirable for goslings' regular diet of insects

REORDER Part # COYOTE-3D

Copyright 2007 by Bird-X, Inc. All rights reserved.



**300 N. Elizabeth Street
Chicago, IL 60607**

**Tel: 312 226-2473
Fax: 312 226-2480**

**Web Page:
www.blrd-x.com**

**E-Mail:
sales@blrd-x.com**



Away With Geese



Geese gone. Guaranteed.

Away With Geese features an amber 360° solar-powered light that flashes every two seconds, all night, year-round. The light is scarcely noticeable to humans but is very disruptive to the sleep of the geese, causing them to no longer feel secure. After just a few anxious nights, they find another habitat. There is an Away With Geese unit for every type of landscape.

SATISFACTION GUARANTEED



We offer a 100% satisfaction guarantee on all of our products. If you are not fully satisfied with our product after a 90-day trial, we will offer you a full refund.

MAINTENANCE FREE



Our products are maintenance free. The lights are solar powered and the photo cell automatically activates at dusk and deactivates at sunrise. The units require no upkeep.

UNTROUBLING TO PEOPLE



Our units do NOT effect people. The light proves very annoying to geese, as they have incredibly sensitive eyesight, but to humans the light is dim and scarcely noticeable.

ENVIRONMENT FRIENDLY



Our units are environmentally friendly and have no impact on the natural landscape.

HUMANE FOR THE GEESE



Our products offer a humane solution to goose problems. Though they annoy the geese enough to relocate, they have no ill effect on them.

COST EFFECTIVE & SUSTAINABLE



Our products offer a long lasting, cost effective solution to goose problems. Once properly installed, they will put an end to the problem, once and for all.



Each unit covers a 75-yard radius. Contact Away With Geese for an expert recommendation of what is right for your property today!


VISIT WWW.AWAYWITHGEESE.COM OR CALL 513.941.6730 to place an order or request a placement study of your property.



THE HUMANE SOCIETY
OF THE UNITED STATES

2100 L Street, NW Washington, DC 20037

**MOST OF GEESE IN CITY PARKS ARE NOT
CANADA GEESE BUT SOME OF THIS
INFORMATION MAY BE HELPFUL IN
GENERAL**



Solving Problems with Canada Geese

A Management Plan and Information Guide

humanesociety.org/geese


The History

Once, Canada geese on a neighborhood pond were unusual. Now, Canada geese are considered a nuisance in many communities. How did this happen?


Decimated by hunting and habitat loss, the giant Canada goose (*Branta Canadensis maxima*) rebounded after wildlife managers found wild and captive flocks in the 1960s. They bred birds in captivity and relocated them throughout the U.S.

Giant geese aren't strong migrants. Captive-bred geese settled year-round in cities and suburbs where expansive lawns, parks, golf courses, and artificial ponds made perfect goose habitats.

These resident flocks expanded, and by the mid-1980s, researchers were studying the new phenomenon of "too many" geese. Conflicts reached a point where the same state and federal agencies that had propagated Canada geese called for killing them.



The Humane Society of the United States (HSUS) objects to killing wild animals simply because they are regarded as nuisances. And killing will not solve the problem. The HSUS has helped many communities resolve human-geese conflicts with more humane and effective approaches. This guide offers a road map of these best practices for living with Canada geese.



About Canada Geese

Canada geese are grazers and prefer grass, especially fertilized lawn grass. They tend to forage in areas with open sight lines and access to water where they can see and escape predators.

Mated geese pair off in late winter and defend preferred nesting sites— those near water with a good view of the surrounding area—from other geese. Geese strongly prefer to nest on islands and peninsulas and tend to use the same nest site year after year. They will also sometimes nest in less than ideal places, such as landscaped areas in parking lots, planters next to busy building entrances, or flat roofs.

Both parents defend the nest and goslings until the young are 10 weeks old and can fly. Within a day or two of hatching, parents may lead goslings as far as two miles to grass and water if their nest site does not offer these. In any interaction with Canada geese, do no harm to geese, goslings, eggs, or even nests except as permitted by the USFWS.

Adult Canada geese molt (completely replace flight feathers) each summer and cannot fly during this six-week period. After adults have completed the molt and young geese grow their first flight feathers, they begin to travel in flocks. Resident Canada geese usually move only short distances for the winter, but bad weather can cause them to move hundreds of miles in search of open water and forage.

Federal law protects Canada geese. It is illegal to harm geese, their eggs, or their nests in the United States without permission from the U.S. Fish and Wild Service (USFWS). Geese may be harassed or scared away without a permit as long as the geese, goslings, eggs, and nests are not harmed. USFWS allows resident Canada goose eggs to be treated to prevent hatching after simply registering online (details below).

About the Conflicts

Geese graze on lawns. And where geese graze, they also defecate, raising the ire of people who use these areas. Sometimes, people express concerns about health and safety as well. Research has not found any significant health threats from goose feces. However, people want to avoid contact with any animal feces and abundant deposits on playing fields and in high traffic areas make that difficult. In some places, geese may cross roads or forage near roadsides, creating a potential traffic hazard.

Nesting geese and parents of goslings protect their young. Approach a nest or family of goslings and you will provoke defensive reactions but rarely be attacked. When people are injured, it nearly always results from a startled person falling down rather than from direct contact with a goose.



You Need a Plan

To design an effective plan:

- Examine how, when, and why geese are using the site.
- Select the best combination and timing of techniques to make your site less attractive to geese.
- Develop a plan of how you will apply these techniques at your site.
- Implement your plan.
- Monitor how it works, adjusting where needed.

The goal is to reduce the nuisance to an acceptable level. It is not possible, even if it were desirable, to eliminate geese from a community. So, solutions need to address the specific conflicts and the sites on which they are occurring—not attack all geese generally.

There is no single quick fix that will resolve human-geese conflicts at every site. But well-designed integrated programs can resolve conflicts.

GeesePeace™, an organization dedicated to building better communities through innovative, effective, and humane solutions to wildlife conflicts, has developed an effective template that communities can adopt. This can greatly simplify your planning. See Sources of Additional Information, below, for contact.

Synergy. Effective plans get synergy from combining two or three Key Components—curtailing reproduction, site aversion (harassing or scaring the geese to teach them the site is not safe), and habitat modification.


Three Key Components

- Curtailing Reproduction
- Site Aversion
- Habitat Modification

Curtailing reproduction combined with strong, effective, well-timed site aversion is the crux of most successful programs.

When adult geese are not tied to flightless goslings after the nesting season, these adults can be harassed away from preferred foraging sites before summer brings large numbers of people to those sites. And clearing open spaces of goose concentrations—with their attendant droppings—prior to the mid-summer molt eliminates the most significant conflicts.

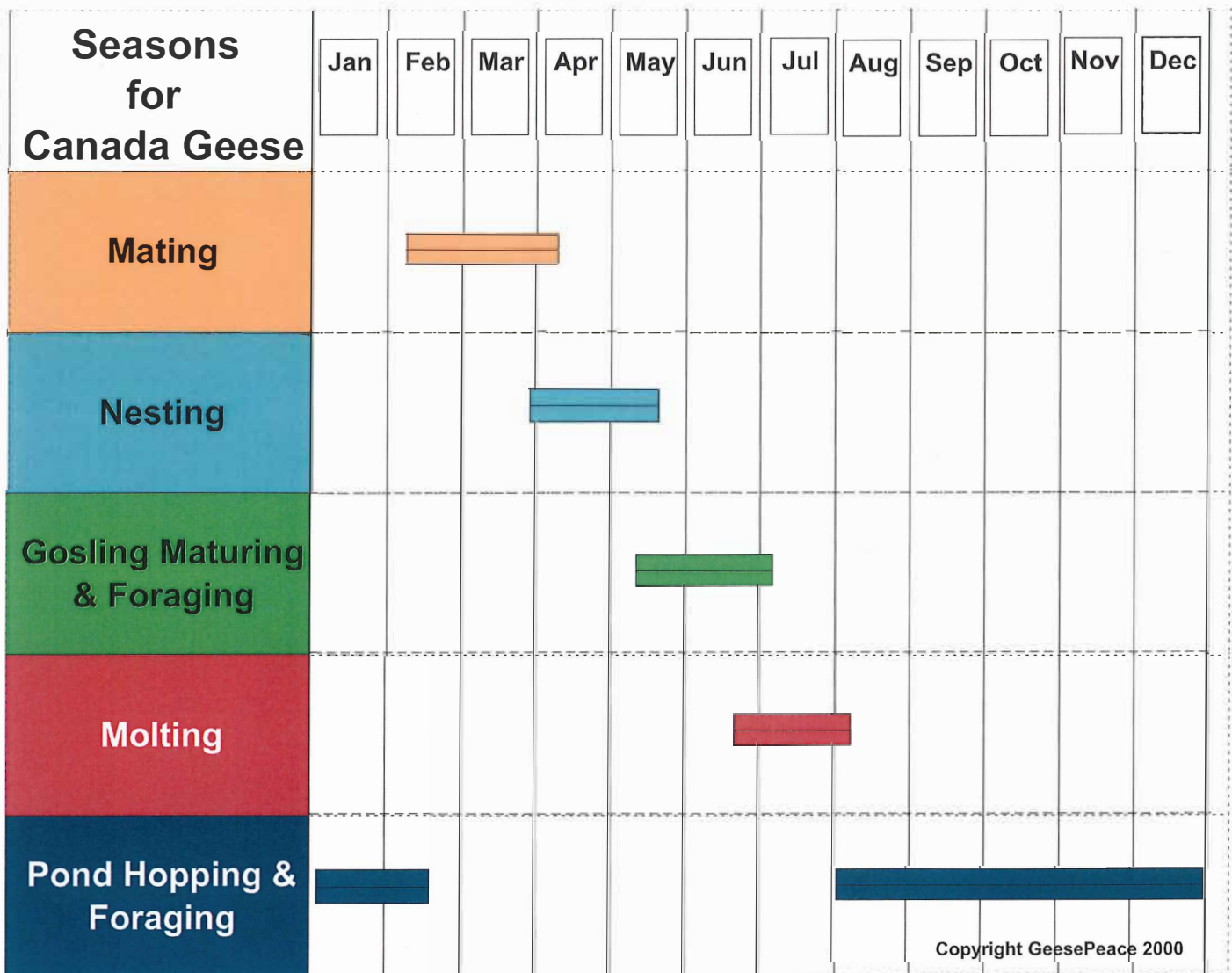
Similarly, modifying habitat makes site aversion, especially with trained dogs (more below), more effective by making geese feel less secure from predators.



Effective goose management programs typically follow a seasonal timeline:

- December to March: Organize community, identify likely nesting sites, and develop plan.
- February to March: Train volunteers or employees to addle.
- Late March and April to early May: Locate nests and addle.
- Mid-May to Mid-Summer (up to molt): Harass adult geese so they leave the site.
- Late June to August: Molt. Geese have to stay where they are. No harassment. Repellents may be effective.
- Fall: Resume harassment, if needed.
- February to March: If harassment resumed in fall, stop it while geese establish nest sites. You want to know where the nests are so you can addle. Harassing geese away from nest sites can result in goslings hatched nearby who contribute to the overall population and interfere with pre-molt harassment.

Short-term versus Long-term. Once it is clear that Canada goose issues need to be addressed, you should implement a long-term plan as soon as feasible. While you are getting started, Supplementary Tools and Techniques (below) may offer short-term relief.



Key Components

Curtail Reproduction. Limiting reproduction requires long-term commitment to have significant impact on population size. But it also reduces future nesting activity and makes site aversion more effective.

Geese are often “philopatric”—when sexually mature, they return to nest where they hatched. So, curtailing reproduction can mean fewer geese will nest at a given site in the future. The most immediate benefit from curtailing reproduction is adult geese are not tied to rearing flightless goslings and can be readily convinced to leave.

Anyone seeking to curtail reproduction of any bird is responsible for complying with all applicable laws and regulations including registering with appropriate agencies and obtaining permits.

Addling commonly refers to any process by which an egg ceases to be viable. Eggs can be humanely addled by oiling, removing from the nest, or replacing with dummy eggs. For resident Canada geese, the USFWS allows property owners and managers to addle after simply registering online. But each state also can regulate addling within its borders. **Check your state’s requirements.** See Sources of Additional Information, below, for links to federal and state information.

Eggs must always be oiled or removed before embryo development is too advanced to humanely stop development. Training is needed to identify mated birds, find nests, and humanely treat or remove eggs. See Sources of Additional Information, below.



A contraceptive, nicrobazin sold under the brand name OvoControl, is registered to reduce hatching and manage populations humanely. To use, you must have a federal permit and should check for state permit requirements. A licensed pesticide applicator must feed it to the birds daily.

Site Aversion. Site aversion—harassing or scaring geese away so they learn your site is not a safe place—works better before geese become strongly attached to a site. The longer geese have used a site, the harder it will be to get them to move. Geese are also more willing to relocate before they establish nesting territories in early spring and again after goslings are flighted in late summer.

Using techniques developed to manage livestock, dogs are trained to harass geese. Geese see the dogs as predators and avoid them. Dogs handled properly put geese in flight and the geese leave an area entirely. Handled improperly they may only put the birds in the water, where, if not pursued, they quickly learn the dog is not a real threat.

Geese may leave when untrained and unhandled dogs roam a property or when family pets give chase. But, there are concerns about this. If a dog catches or harms a goose, it is



a violation of federal law. If a dog harasses geese who are defending nests or young, either the geese or the dog may come to harm. Without training and handler direction, these dogs will not be as effective and geese may habituate to dogs used this way.

There are other site aversion tools. Some may be useful supplements in specific, limited, short-term situations. See Supplemental Tools and Techniques, below.

Habitat Modification. The goals are to reduce food, reduce preferred nesting and brood-rearing areas, and increase the sense of wariness or insecurity from danger. See Sources of Additional Information, below, for complete details.

Reduce the total amount of lawn area and the amount of young shoots geese prefer within lawn areas.

- Replace grass with other plantings or materials.
- Leave areas in grass to “naturalize”.
- End or reduce fertilizer use and watering to reduce young shoots.

Predators stay away from our simplified landscapes that leave them no cover for hunting. And, lack of predators is one of the things that attracts Canada geese to these sites.

Reduce sight lines and limit access to open water to increase their wariness and make geese less comfortable at a site. These steps will also make site aversion with dogs more effective.

- Establish long grasses, shrubs, or other dense tall plants along shorelines.
- Make shoreline plantings thick enough to discourage nesting.
- Fences, hedges, and a continuous band of emergent aquatic plants at the shoreline can create a barrier.

Complementary Components

These complementary components can be very important contributors to successful programs.

Tolerance Zones. Site aversion more easily convinces geese to leave when attractive alternative sites are available. Identify and set aside areas where geese can be tolerated and leave them undisturbed there.


Public Education. Understanding geese can help foster greater tolerance. And, public education allows the people affected to play an active role in decisions. Successful programs incorporate early, open, and ongoing communication between managers and the public they serve.



Stop Feeding. Geese will congregate where food is easy to find. So more geese will stay more persistently where people offer handouts.

Canada geese do not need food from humans. Even in severe weather, these birds move considerable distances to better forage when necessary. Canada geese find nutritionally appropriate food for themselves.

If fed an inappropriate diet, such as human foods and commercial poultry feeds, young waterfowl are prone to develop a wing deformity called angel wing, slipped wing, or dropped wing. This permanent deformity prevents or limits flight—a very severe handicap for a wild bird. Inappropriate food can cause other, less obvious, problems by replacing nutritious food with “empty calories” much like chips and candy for people.



Anti-feeding ordinances help raise public awareness and may limit casual feeding. Often, people who care about the animals respond more positively to explanations of the potential harm feeding can cause the geese than to negative messages about the birds or the threat of fines.

Supplemental Tools and Techniques

Supplemental tools and techniques won't resolve conflicts alone. They are most useful for short-term relief. In limited, specific situations, they can be helpful additions to a well-designed integrated program.

Supplemental Site Aversion. Devices and techniques to frighten geese must seem threatening to the geese. Geese lose their fear of—or habituate to—many devices and techniques with repeated use.

- Radio-controlled boats harass geese on water. Geese must be effectively harassed on land as well, or they will simply get off the water. Boats are less effective than dogs who swim after the geese or are taken to the geese in a boat.
- Recordings of Canada goose distress calls may help convince geese that a site is unsafe when used to reinforce other harassment. Otherwise, geese may move only short distances.
- Canine effigies (coyote, wolf, or dog cutouts or 3D models) may reinforce wariness where geese have reason to fear working goose-dogs or wild canines. Frequently relocating effigies helps.
- Used under low light conditions or at night, lasers specifically designed to harass geese cause the birds enough alarm that they usually leave the site. Flashing or rotating strobe lights may achieve the same goal of denying geese their night roost. You need to be persistent so geese don't simply wait you out.
- Methyl anthranilate repellent dispersed as a fog irritates geese so they leave the area immediately. Since this physically irritates geese, rather than frightening them, they're less likely to habituate. A small mister is available that may convince geese to avoid a high-traffic location when selecting a nest site.

Supplemental Habitat Modification. Two chemicals are registered in the United States as Canada goose repellents. Anthraquinone triggers a strong digestive irritation. This compound also absorbs light in the ultraviolet range that geese, but not humans, can see. Since geese visually recognize treated areas, they learn to avoid them by sight. Methyl anthranilate is a grape-flavor food additive that, when sprayed on grass makes the grass unpalatable to geese. Geese must try some treated grass before they learn not to eat at the site.

Repellents are washed off during rains and mowed off when grass is cut. Repellents teach geese to avoid a site but it is unclear how long this lesson lasts. Due to cost, few sites will be able to use repellents on large areas frequently enough to be highly effective. Repellents may be useful for small high-priority areas, as a short-term tool such as during the molt, or when grass is dormant and not being cut.

What Doesn't Work

Swans have been placed on ponds under the theory that they will keep wild waterfowl, including geese, away from their territory. They don't! And sometimes they become nuisances themselves.

Many simple devices are sold to frighten geese. Some may do so temporarily. Indeed, nearly anything new may frighten geese temporarily. People simply shooing them persistently will move them away for a little while. But geese are smart enough to quickly realize when something doesn't pose a real threat. These types of devices do not work as long-term solutions to Canada geese conflicts:

- Balloons
- Stationary predator effigies (inflatable snakes, plastic owls)
- Human scarecrows
- Floating alligator heads
- Flags
- Dead-geese decoys
- Ultrasonics

Resolving Conflicts—a Final Thought

Conflicts between people and Canada geese will be resolved by individuals and communities that care about the birds, the environment, and the well-being of their communities—individuals like you and communities like yours.




PHOTO BY ISTOCKPHOTO



PHOTO BY KATHY MILANI/THE HSUS

Sources of Additional Information

Humane Canada Goose Management

wildneighbors.org – The HSUS Wild Neighbors™ program.

humanesociety.org/geese – HSUS Canada goose web resources

geesepeace.com – GeesePeace™.

U.S. and Canadian Government Agencies

migratorybirds.fws.gov – U.S. Fish and Wildlife Service (USFWS), Division of Migratory Bird Management.

epermits.fws.gov/eRCGR/geSI.aspx – Register to addle with the USFWS.

epermits.fws.gov/eRCGR/DOC/eRcgrSCL.pdf – Summary of states' current requirements for addling.

ec.gc.ca/mbc-com/default.asp?lang=En&n=6D2B893B-1 – Environment Canada, goose management.

Goose Biology and Research

goose.org – International Goose Research Group. Their database of primary science, GooseRef at goose.org/gooseref/, is particularly valuable.

Publications

Doncaster, Deborah, & Keller, Jeff. (2000). Habitat Modification and Canada Geese: Techniques for mitigating human/goose conflicts in urban and suburban environments. Animal Alliance of Canada. Can be downloaded at animalalliance.ca/.

The Humane Society of the United States. (2009). Canada Goose Egg Addling Protocol. Can be downloaded at humanesociety.org/geese.

HSUS Canada Goose Conflict Resolution Trainings: humanesociety.org/hwstraining.



When the geese molt (loose flight feathers) in early June, they need a safe water body to give them sanctuary from predators.

The GeesePeace site aversion program makes the water body seem unsafe to the geese.

[Home](#) [GeesePeace Program](#) [Why Geese do not Migrate](#)

Site Aversion

When nesting is over in early May, geese walk (if they have goslings) or fly to be near a water body. The water body gives them sanctuary from predators when the geese become flightless (molted). In the GeesePeace program the geese do not have goslings so they do not need to choose a water body close to where they had nested. They are able to leave their nesting area to find a safe place to molt or go on a molt migration. When the area has had a history of abundant Canada geese it may be necessary to use a Border collie *in* a kayak or gas powered boat to assure that the geese leave the area before they molt.

Border collie

The Border collie is perceived by the geese as a threat on land and in the water because the Border collie continues the flush in a kayak or gas powered boat. Geese normally escape a land predator by going into the water. By bringing the Border collie to the geese in a kayak or boat, the water sanctuary is no longer available to the geese, so they must move on. In the first year this may take more effort than in subsequent years because the geese had always molted in the area. In the second year and beyond, the resident geese leave sooner. They already know where to molt migrate and know they cannot escape the Border collie.

Period of operation

Operations begin approximately the second week in May and continue until mid June or early July depending on how long it takes for the geese to leave the area. For the first three days it may take about an hour to get the geese to leave the area. They may return several times in the day and each time they are flushed from the area. After three days the geese learn that they cannot defeat the Border collie team (one Border collie, two handlers and a kayak or gas powered boat for large water bodies). The geese may continue to return, however with less frequency and when they do return they leave quickly. The numbers returning continually decrease so that by mid June all geese that can fly are gone from the area and do not return until late September or early Oct.

Some communities may wish to continue the program through the fall and winter as migratory birds fly in from the north or the resident Canada geese begin pond hopping. During this time the geese primarily roost at night near water bodies and spend the day light hours in open fields which make them very vulnerable to the Border collie. Inexpensive (under \$100) red or green lasers used at twilight (or dawn) are effective in getting the geese to move away from roosting areas like beaches and boat docks so they roost elsewhere on water bodies which are less problematic. If the geese are roosting, then the lasers used at twilight or dawn get them to move on.

Border collie operations generally end in late February in areas where nesting will occur to avoid chasing nesting geese and increasing the difficulty of locating nests. Where there are juvenile geese (non-nesters) in an area, these geese may be flushed from the site taking care not to disturb geese preparing to nest.

Safety

All handlers and boat drivers and the Border collies wear personal flotation devices when engaged in water operations. The Border collie wears a yellow life jacket at all times to identify the Border collie as a working dog, increase endurance in the water and make the Border collie more visible to the geese from the air.


Handlers and Border collies

Handlers are hired out of the local community, are community staff or volunteers. The Border collies are housed in the area or stay with the handlers. The Border collie host family generally receive a stipend for the care of the border collies. If a commercial Border collie company is hired for site aversion they should agree to comply with all GeesePeace safety and operational protocols.

Supplementary site version strategies

- Low powered lasers (green or red):. Use these in the early morning or at twilight at low light levels. If geese are on a small water body point the low powered laser on a solid object that the geese can see and zigzag the beam in rapid motion.
- Landscaping: For small ponds, tall grasses or bushes at the edge of the pond make the geese nervous because they cannot see potential predators.

Feeding bread, corn or other “treats” to geese gives them an incentive to stay in the area and may keep them from going on a molt migration.



GeesePeace


No Feeding Signs

[Home](#) [GeesePeace Program](#) [Why Geese do not Migrate](#)

No feeding Program

Recreational feeding of Canada geese at GeesePeace program sites should not be permitted.

- **When geese are fed they approach people who may be afraid of them.**
- **Feeding goslings may cause “angel wing” which is a deformity of the wing caused by rapid growth of feathers as result of a high protein diet (bread, corn)**
- **Feeding geese causes the geese to congregate in the feeding area which then increases the geese nuisance level in that area and causes geese to become aggressive as they fight over the food.**
- **Feeding bread, corn or other “treats” may keep them from going on a molt migration.**





STAFF REPORT

MEETING DATE: January 10, 2019

AGENDA ITEM: 5A

TITLE:

Consider action to approve Parks and Public Tree Advisory Board minutes from the December 6, 2018 regular meeting.

STAFF REPRESENTATIVE:

Betty Rucker, Secretary, Parks and Public Tree Advisory Board
Curtis Hancock, Assistant Public Works Director

POLICY EXPLANATION:

Section 551.021 of the Government Code provides as follows:

- (a) A governmental body shall prepare and keep minutes or make a tape recording of each open meeting of the body.
- (b) The minutes must:
 - 1. State the subject of each deliberation; and
 - 2. Indicate the vote, order, decision, or other action taken.

RECOMMENDATION:

Approve, amend, or correct the minutes of the December 6, 2018 Parks and Public Tree Advisory Board.

ATTACHMENTS:

December 6, 2018 DRAFT Parks and Public Tree Advisory Board meeting minutes

MINUTES OF BASTROP PARKS AND PUBLIC TREE ADVISORY BOARD MEETING DECEMBER 6, 2018

The Bastrop Parks and Public Tree Advisory Board met in a Regular Meeting on Thursday, December 6, 2018 at 5:58 p.m. at Bastrop City Hall, located at 1311 Chestnut Street, Bastrop, Texas. Members present were Josh Gordon, Betty Rucker, Kelly Dawson, Dorothy Skarnulis, Barbara Wolanski. Bastrop Public Works staff in attendance were David Juneke, Curtis Hancock, and Heather Ambrose. Councilman Lyle Nelson was in attendance.

Not in Attendance were Jamie Creacy, Jimmy Crouch, and Allison Hewett.

CALL TO ORDER

At 5:58 p.m. Chair Josh Gordon called the meeting to order with a quorum being present.

2. STAFF AND BOARD BRIEFINGS

- 2A. Parks and Recreation Report
Presentation was made by Parks Superintendent David Juneke.
- 2B. Bastrop State Park Report
Board Member Jamie Creacy, Parks Superintendent, Lost Pines State Park Complex was not in attendance and no written report was provided.
- 2C. Bastrop YMCA Report
Presentation was made by Bastrop YMCA Director Terry Moore. A written report was also included in the packet.
- 2D. Youth Parks Activity Committee (YPAC) Report
Youth Representative Allison Hewett was not in attendance and no written report was provided.
- 2E. Task Force for Certified Habitat Report and Bird City Texas Report
Presentation was made by Board Member Dorothy Skarnulis.

3. CITIZEN COMMENTS

- 3A. Patty Peoples, who resides on Pecan Street close to Delgado Park, attended the meeting as she is interested in the role and activities of the Board.

4. APPROVAL OF THE MINUTES

- 4A Consider action to approve Parks and Public Tree Advisory Board minutes from the November 1, 2018 regular meeting.

A motion was made by Parks Board Member Barbara Wolanski to approve the minutes as presented, seconded by Parks Board Committee Member Dorothy Skarnulis and carried unanimously. Approval on a 5-0 Vote.

5. ITEMS FOR INDIVIDUAL CONSIDERATION

- 5A. Consider action on a recommendation of support by the Parks and Public Tree Advisory Board to the City Manager and City Council to look into measures that can be undertaken to alleviate maintenance and public health and safety issue problems associated with geese in City parks.

A motion was made by Parks Board Member Dorothy Skarnulis to table discussion and place the geese problem at Fisherman Park on the January meeting agenda as a workshop item. Motion seconded by Parks Board Member Barbara Wolanski. Approved on a Vote 5-0.

- 5B. Consider action on a recommendation for a Parks and Recreation Donation Program, to include guidelines and specifications for plaques.

Motion was included in Item 5C.

- 5C. Consider action on a recommendation to the City Council for revisions to the City of Bastrop Code of Ordinances, Chapter 1 GENERAL PROVISIONS, Article 1.10 PARKS.

Motion was made by Parks Board Member Barbara Wolanski to forward the recommended revisions to the City of Bastrop Code of Ordinances, Chapter 1 GENERAL PROVISIONS, Article 1.10 PARKS, including adding the Parks and Recreation Donation Program, to the City Attorney for review and to the City Council for possible approval. Recommended changes to Sec. A1.10.002 related to concession stand usage and fees are not included in the recommendation. Motion was seconded by Parks Board Member Dorothy Skarnulis. Approval on a Vote 5-0

6. ADJOURNMENT

Josh Gordon adjourned the meeting at 6:38 p.m. without objection.

APPROVED:

ATTEST:

Josh Gordon, Chair

Betty Rucker, Secretary



STAFF REPORT

MEETING DATE: January 10, 2019

AGENDA ITEM: 6A

TITLE:

Consider action on a recommendation of support by the Parks and Public Tree Advisory Board to the City Manager and City Council to look into measures that can be undertaken to alleviate maintenance and public health and safety issue problems associated with geese in City parks.

STAFF REPRESENTATIVE:

Curtis Hancock, Assistant Public Works Director

BACKGROUND/HISTORY:

At the December 6, 2018 Parks and Public Tree Advisory Board meeting, staff and several members reiterated their concerns about the geese in City parks and the problems they cause for maintenance, health concerns about their feces, and safety concerns about the aggressive behavior. At the January 10, 2019 meeting, the Board will discuss this matter in a workshop session and may make recommendations on the subject to the City Manager and City Council.

POLICY EXPLANATION:

Bastrop City Code of Ordinances includes the following related to geese in City parks:

- Chapter 2, ANIMAL CONTROL, Article 2.02 GENERAL PROVISIONS, Section 2.01.001 DEFINITIONS defines “protected animals” as (1) Poultry, fowl and birds that are harbored in any city park or park area.
- Chapter 2, ANIMAL CONTROL, Article 2.07 NUISANCES, Section 2.07.001 Creating Health Hazard states:
 - (a) *Generally*. It shall be unlawful for any person to keep any animal, other than a protected animal, on any property located within the corporate limits of the city when the keeping of such animal constitutes a public nuisance or menace to public health or safety. Any person who harbors or keeps on his/her premises, or in or about premises under his/her control, an animal, other than a protected animal, and who allows his/her premises to become a hazard to the general health and welfare of the community, or who shall allow his/her premises to give off obnoxious or offensive odors and/or noises due to the activity or presence of such animals, other than the presences of a protected animal, shall be guilty of a class C misdemeanor.
 - (b) *Status update on potential hazard posed by protected animals*. In order to monitor whether protected animals continue to pose no hazard to the citizens of the city, in the future, the City Manager, or his designee, shall periodically report to the City Council concerning the status of the protected animals and shall indicate whether, in his opinion, the protected animals continue to pose no apparent health risk, nuisance to humans, and whether the population of such protected animals remains at a reasonable level. In addition, the City Manager will report to Council

upon the city's receipt of credible, documented complaints related to the presence or activities of protected animals in the city.

FUNDING SOURCE:

Dependent upon action to be taken.

RECOMMENDATION:

Consider action on a recommendation of support by the Parks and Public Tree Advisory Board to the City Manager and City Council to look into measures that can be undertaken to alleviate maintenance and public health and safety issue problems associated with geese in City parks.

ATTACHMENTS:

NA

